

Summer Term Learning project week 12 – The smartest giant in town



Reading Challenge 2020 – The Library reading challenge has begun! It is all online and easy to sign up just click on this link

<https://summerreadingchallenge.org.uk/>

For more information the letter is on the bottom of this pack!

★ ★ **VIOLET WAY MERITS ARE BACK!** ★ ★

Would you like a merit award? Your teachers are going to pick a child working from home and a child in school to have a merit each week. It could be you!

Make sure you are emailing in pictures of your work. Good luck

For more information see letter on the bottom of this pack!

Maths

(Aim to do 1 per day)

In school we follow the White Rose Maths scheme. Here is a link to the website with home learning lessons and activities for you to complete:

<https://whiterosemaths.com/homelearning/year-1/>

Summer term week 12 – Money
(sheets below)

Say a number between 0-50 for your child to write down. Check correct formation of numbers.

Give your child a dice, roll it and then write a calculation to count on or back from 0 to 50 to work out which number to land on. Continue till end of the board.

Reading

(Aim to do 1 per day)

On-going Reading:

- Having daily story time – read a book aloud to your child. It does not have to be a new book every day. It is fine to re-read favourites.
- Oxford Owl has free eBooks - you can also complete a short assessment with your child to find the right stage to start reading from.
- Practise the 100 tricky words in the back of your child's reading diary. Your child should be able to read these by the end of Year 1.

Reading activity –

• Play Story charades

Write some of your favourite stories on bits of paper and put them in a pot. Pick one out and act it to your family. Can they guess what story you have picked?

• Make your child the star –

Read one of your favourite books but substitute the main characters name for yours.

	<ul style="list-style-type: none"> • Become a cartographer Pick your favourite story and see if you can create your own illustration/cartoon for the story. • Read a recipe Pick your favourite desert recipe and read the instructions as you create it.
Writing (Aim to do 1 per day)	Phonics (Aim to do 1 per day)
<ul style="list-style-type: none"> • Spelling shed for other spellings • Spelling of Silver Words: <p>all are as at be but can came for had have him his my new no not on one said she so they two we when with you</p> <p>New Story – ‘The Smartest Giant in town’ https://www.youtube.com/watch?v=NAxDRYhsBSc</p> <p>Monday – Can you edit my writing? Have I used my capital letters properly? Have I used the suffix ‘est’ properly? Have I spelt tricky words?</p> <p>Can you plan some ideas about George? Look at a picture of George Discuss his appearance and personality with an adult – Jot some ideas down together for tomorrows writing.</p> <p>Tuesday – Can you write about George’s Appearance and personality?</p> <p>Wednesday – Can you write a thank you note to George? Pretend you are one of the characters from the story. Can you send a thank you note to George for heling you.</p> <p>Thursday – Can you write a book review? Think about all the Julia Donaldson books we have read this year. Which one is your favourite and why? (Book review sheet below)</p>	<p>Daily Read Write Inc Phonics lessons can be found on this website. Children you can teach your parents all our rhymes! https://www.ruthmiskin.com/en/</p> <ul style="list-style-type: none"> • Additional Year 1 phonics support can be found here: https://home.oxfordowl.co.uk/reading/learn-to-read-phonics • Find words containing these sounds in books. • Phonics play games- username: march20 password: home https://www.phonicsplay.co.uk/ <ul style="list-style-type: none"> • Phonics treasure or trash game. Read the words. Make sure you spot the special friends – Are they a real word or a fake word? (sheet below) - 3 levels to pick from

Friday

Enjoy your last day of term. Complete some of the fun topic ideas.

Other

- Supermovers

Get moving and learn at the same time using BBC Supermovers. We recommend the *Full Stop Bop!*

<https://www.bbc.co.uk/teach/supermovers/ks1-collection/zbr4scw>

- Remember your daily workout! Check out the exercises from Joe Wicks?
<https://www.youtube.com/watch?v=d3LPrhI0v-w>
- For some mindfulness enjoy these colouring pages:
- <https://www.pavilionbooks.com/2020/03/28/millie-marottas-love-nhs/>
- Try out some Cosmic Yoga - <https://www.youtube.com/user/CosmicKidsYoga>

Topic – Last week of term fun!

Over the last term you have been absolutely amazing doing all your learning at home so we thought you deserved a little fun. We are so proud of all our Violet Way children ☺

We also want to say thank you to all the parents for everything you have done to support and help the teachers and children of Violet Way.

Make your own ice cream – Science experiment

<https://www.science-sparks.com/how-to-make-ice-cream-with-ice-and-salt/>

This is a really simple way to make your own i-cream



ICE CREAM
i n a b a g



Shadow drawing

<https://www.youtube.com/watch?v=SAX3OJdZZBo>



Make your own ice cream



Make your own Tie Dye t-shirt

<https://www.youtube.com/watch?v=y3OEeVgekT0>



Science experiments

<https://www.youtube.com/watch?v=PlmWZjFM3qE>



Walking Rainbow



Magic milk



Elephant toothpaste

Music

Charanga – You can find your username and password in your red book.

<https://www.entrustinteractivemusic.co.uk/yumu>

Purple mash

Espresso

Year 1 teachers email.

We hope you are all ok and staying safe at home ☺. If you have any problems or need to speak to your class teacher here are our emails.

Dragonflies – m.hassell@violetway.org

Ladybirds – s.malcolm@violetway.org


Busy Bees – k.williams@violetway.org

Monday

Can you edit my writing?

george was a giant, the scruffiest giant in town. he always wore the same pair of old brown sandals and the same patched up gown. i wish i wasn't the scruffiest giant in town he said sadly. but one day george noticed a new shop. it was full of smart clothes. so he bought a smart shirt, a smart pair of trousers, a smart belt, a smart stripy tie, some smart socks with diamonds up the sides and a pair of smart shiny shoes. now i'm the smartest giant in town he said proudly.

Can you plan some ideas about George's appearance and personality?




Can you write about George's Appearance and personality?

George

This image shows a blank sheet of white paper with horizontal ruling lines. The lines are evenly spaced and extend across the width of the page. There are no margins, text, or other markings on the paper.

Can you write a thank you note to George?




Which character will you become?

What will you say thank you for?

Pick a thank you card template from below or create your own.







My Book Review

Title: _____

Author: _____

Did you like the book?

Rate the book by colouring in the stars.

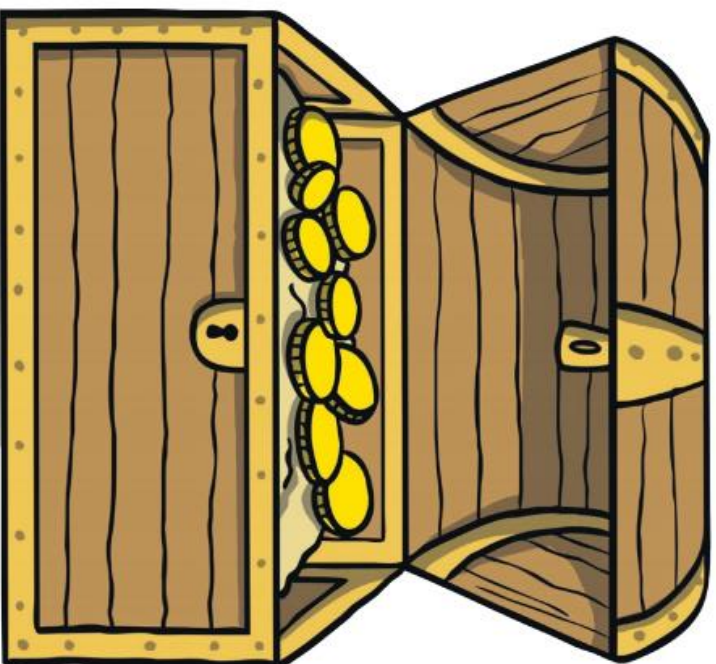


What was your favourite part?


Draw your favourite scene from the book.

A large, empty rectangular box with a thin black border, intended for a child to draw their favorite scene from the book.

Treasure Words



Fake Words



Level 1





Level 2

went

handstand

fresh

just

windmill

steep

help

desktop

thrush

sixth

jump

blast



scrunch



rindmar



grair



speck



woast



trell



drench



avark



hoint



jinch



clapast



yolp



Level 3





Time to the hour

I Match the clocks to the times.



8 o'clock



6 o'clock



4 o'clock



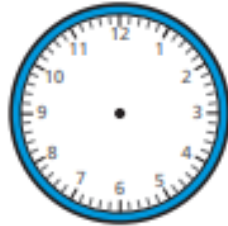
1 o'clock



1 o'clock



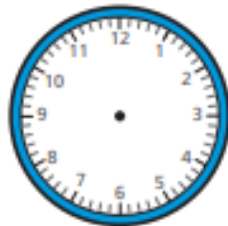
_____ o'clock



3 o'clock



4 o'clock



_____ o'clock

What time comes next?

3 Tick the time that matches the clock.



3 o'clock

12 o'clock



3 o'clock

12 o'clock

4 Tick the time that is more likely.


a) Mo goes to school.



b) Mo goes to bed.



c) Mo has lunch.



Tuesday

I Match the clocks to the times.



half past 7



half past 10



half past 1



half past 4



8 o'clock



half past 8



half past 3

3 Tick the time that matches the clock.



6 o'clock

half past 6



6 o'clock

half past 12

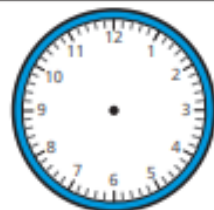
4 Complete the pattern.



5 o'clock



half past _____



6 o'clock



half past _____



_____ o'clock

What time comes next?

Wednesday

Writing time

I Match the activity to the time it takes.



eating a sandwich

seconds



a day at school

minutes



eating a grape

hours

2 Choose a word to complete the sentences.

seconds

minutes

hours

- a) The film lasted for 2 _____.
- b) Break time is 20 _____.
- c) Jo can do 5 star jumps in 20 _____.

3 Ask a partner to use a timer.

- a) How many smiley faces can you draw in 10 seconds?

- b) What number can you count to in 20 seconds?

- c) How many star jumps can you do in 1 minute?

- 4 The toy train goes round the track twice in 3 minutes.



Kim

The train will go round the track more times in 1 hour because hours are longer than minutes.



Ron

The train will go round the track fewer times in 1 hour because 1 is less than 3

Who do you agree with? _____

Talk about your answers.

Comparing time

1 Tick the longest time in each set.

a) ☐ 1 minute ☐ 1 second ☐ 1 hour

b) ☐ 1 week ☐ 1 month ☐ 1 day

2 Tick the shortest time in each set.

a) ☐ 1 minute ☐ 1 second ☐ 1 hour

b) ☐ 1 week ☐ 1 month ☐ 1 day




3 Write $>$, $<$ or $=$ to compare the times.

1 day 1 week

7 days 1 week

1 month 1 week

- 4 Three children ran a race.

Ron	Kim	Sam
		
65 seconds	53 seconds	60 seconds

Complete the sentences.

- a) _____ was the fastest.
- b) _____ was the slowest.
- c) _____ was faster than Sam.

- 5 Use a stopwatch to compare how long each activity takes.

- Counting to 10
- Writing your name 3 times.
- Building a tower of 10 cubes.

Use these words and phrases.

fastest	slowest	faster than	slower than
---------	---------	-------------	-------------

VIOLET WAY MERITS ARE BACK!

At Violet Way we are enjoying having some of our children back in school and they are working so hard. Class teachers also know that children at home are working really hard with their home learning from all of the email updates we have been getting.

We would like to celebrate all of the hard work children have been doing both in school and at home by giving out weekly merits. Although we can't celebrate them altogether in our merit assembly we can share our merits on the school website and email merit certificates to the children so they have one to keep.

Each Reception and Year 1 teacher will choose a merit for someone who has been working hard in school in their bubble and a merit for someone for someone who has been doing some brilliant home learning. Year 2 teachers will choose a merit for home learning and for a child from the Year 2 Key Worker bubble.

Please make sure you keep emailing home learning to class teachers so they can see what you have been up to.

We look forward to giving out some merit certificates very soon!

Summer Reading Challenge 2020



Dear Parents

This year's Summer Reading Challenge has launched at the start of June. The Summer Reading Challenge takes place every year during the summer holidays and normally children attend their local library to complete it. This year due to COVID -19 it will take place online. It's free to join and this year the theme is 'The Silly Squad' There are lots of activities on the website linked to the reading challenge to keep the boredom at bay and also to keep the children's interest and enjoyment in reading. It will also provide you with more texts that you can access to read with your children whilst you are at home. To complete the reading challenge you need to go to the following website and join:

<https://summerreadingchallenge.org.uk/>

We want as many children to complete the reading challenge as possible. You have till September to complete it. We look forward to hearing all about you completing the challenge in September.

Happy Reading

Mrs Williams
Deputy Headteacher