

Summer Term Learning project week 11 – The smartest giant in town



Reading Challenge 2020 – The Library reading challenge has begun! It is all online and easy to sign up just click on this link

<https://summerreadingchallenge.org.uk/>

For more information the letter is on the bottom of this pack!

★ ★ **VIOLET WAY MERITS ARE BACK!** ★ ★

Would you like a merit award? Your teachers are going to pick a child working from home and a child in school to have a merit each week. It could be you!

Make sure you are emailing in pictures of your work. Good luck

For more information see letter on the bottom of this pack!

Monday 6th June – Inset day

Maths

(Aim to do 1 per day)

In school we follow the White Rose Maths scheme. Here is a link to the website with home learning lessons and activities for you to complete:

<https://whiterosemaths.com/homelearning/year-1/>

Summer term week 11 – This week we will be following the white rose planning for week 10!

Remember Monday is an inset day!

Say a number between 0-50 for your child to write down. Check correct formation of numbers.

Give your child a dice, roll it and then write a calculation to count on or back from 0 to 50 to work out which number to land on. Continue till end of the board.

Reading

(Aim to do 1 per day)

On-going Reading:

- Having daily story time – read a book aloud to your child. It does not have to be a new book every day. It is fine to re-read favourites.
- Oxford Owl has free eBooks - you can also complete a short assessment with your child to find the right stage to start reading from.
- Practise the 100 tricky words in the back of your child's reading diary. Your child should be able to read these by the end of Year 1.

Fun at Night– (non-fiction)

You need to log into oxford owl before you can open this link – It is free to sign up as a parent

<https://www.oxfordowl.co.uk/api/interactives/29280.html>

Monday – Go through the sounds together

Sound out the green words – Discuss any tricky words

Tuesday – Read the green words again (can you read them more fluently this time?)

Discuss vocabulary –

	<p>Read and discuss the red words (words you cannot sound out) – Play fastest finger to find the red word</p> <p>Wednesday - First read of the book – You may have to sound out the words.</p> <p>Thursday – Second read – Can you read it more fluently this time with expression?</p> <p>Friday – Answer questions</p> <p>Now answer these questions about the story:</p> <ul style="list-style-type: none"> • Why do some animals have big eyes? Page 6 • What does a fox hunt? Page 7 • Why do some animals have lights? Page 8 • When is dusk? Page 9 • What colours might you see in the sky at night? Page 11 • What can you spot at night? Page 12 • Why do you think animals come out at night?
<h2>Writing</h2> <p>(Aim to do 1 per day)</p>	<h2>Phonics</h2> <p>(Aim to do 1 per day)</p>
<ul style="list-style-type: none"> • Spelling shed for other spellings • Spelling of Silver Words: <p>all are as at be but can came for had have him his my new no not on one said she so they two we when with you</p> <p>New Story – ‘The Smartest Giant in town’ https://www.youtube.com/watch?v=NAxDRYhsBSc</p> <p>Monday – Inset day</p> <p>Tuesday – Can you add the suffix est to words ending in y? ‘You drop the y and add an i..... then you add the suffix’ Funny – funniest Activity Domino game Write a sentence using a words containing the ‘est’ suffix (sheet below)</p> <p>Wednesday – Can you add ‘est’ to a range of words? Recap ‘est’ words – Which ones need ‘est’ and which ones need ‘iest’ Complete the sentence (sheet below)</p>	<p>Daily Read Write Inc Phonics lessons can be found on this website. Children you can teach your parents all our rhymes! https://www.ruthmiskin.com/en/</p> <ul style="list-style-type: none"> • Additional Year 1 phonics support can be found here: https://home.oxfordowl.co.uk/reading/learn-to-read-phonics • Find words containing these sounds in books. • Phonics play games- username: march20 password: home <p>https://www.phonicsplay.co.uk/</p> <p>We are going to use the text you have been using in the reading section https://www.oxfordowl.co.uk/api/interactives/29280.html</p> <p>Can you spell some of the green words from the book? Say the word for your children. Get them to say the word and then sound it out before they write it.</p> <p>dusk night right sights rabbits fox light</p> <p>Trickier words - fantastic dragon setting</p>

Thursday – Can you say how George the giant showed kindness to other?

Talk about kindness and watch assembly by Kate Middleton

<https://classroom.thenational.academy/assemblies/kindness>

Talk with your adult and make notes about how George was a kind Giant. (these will be useful tomorrow.)

Friday – Can you write a list of rules on how to be the Kindest Giant in town?
(sheet below)

Other

- Supermovers

Get moving and learn at the same time using BBC Supermovers. We recommend the *Full Stop Bop!*

<https://www.bbc.co.uk/teach/supermovers/ks1-collection/zbr4scw>

- Remember your daily workout! Check out the exercises from Joe Wicks 🧘
<https://www.youtube.com/watch?v=d3LPrhI0v-w>
- For some mindfulness enjoy these colouring pages:
- <https://www.pavilionbooks.com/2020/03/28/millie-marottas-love-nhs/>
- Try out some Cosmic Yoga - <https://www.youtube.com/user/CosmicKidsYoga>

Topic – The smartest Giant

This week we are having a focus on Religious Education – We are learning about the Jewish festivals Rosh Hashanah and Yom Kippur.

Open the PowerPoint saved on the home learning page – It take you through each lesson.

- **Lesson 1 - TBQ: Can you start to think about the new year like Jewish children do during the Rosh Hashanah festival?**

See the PowerPoint for information on the Jewish Festival Rosh Hashanah

Activity - Can you create a flag that represents something are looking forward to achieving in year 2.

- **Lesson 2 – TBQ: Can your reflect upon your time in year 1?**

See the PowerPoint for information on the Jewish Festival Rosh Hashanah

Activity – Brainstorm with an Adult about what you enjoyed/achieved in year 1 and also is there anything you will do differently next year?

- **Lesson 3 - Can you understand why items/actions are important during the Jewish festivals Rosh Hashanah and Yom Kippur?**

See the PowerPoint for information on the Jewish Festival Rosh Hashanah

Activity – Cut out 2 pictures and write next to them about why they are important to Jewish children during Rosh Hashanah and Yom Kippur.

PSHE

PHSE – I understand it is ok to be worried. – Discussion

Explain to the children that it is normal to be worried. If they are worried do not bottle it up. It is important to talk about it and you may find your worry gets smaller or even disappears.

<https://www.youtube.com/watch?v=9lhhCq44ar8>

Do you have any worries you would like to talk about with your Adult?

Year 1 teachers email.

We hope you are all ok and staying safe at home 😊. If you have any problems or need to speak to your class teacher here are our emails.

Dragonflies – m.hassell@violetway.org

Ladybirds – s.malcolm@violetway.org

Busy Bees – k.williams@violetway.org

Tuesday – English

Game – Cut up the Dominos – Can you match them altogether –
You will need a large space to work on.




sadd est	funny	funni est	loud
loud est	big	bigg est	poor
poor est	small	small est	strong
strong est	tidy	tidi est	pretty

pretti est	lucky	lucki est	nice
nic est	quiet	quiet est	wet
wett est	hard	hard est	tall
tall est	hot	hott est	sweet

sweetest	soggy	soggiest	fast
fastest	bright	brightest	silly
silliest	safe	safest	lonely
loneliest	white	whitest	fluffy

fluffiest	dark	darkest	tasty
tastiest	cute	cutest	dry
driest	thin	thinnest	happy
happiest	creamy	creamiest	sad

1. Add 'est' to the end of each word.

happy	heavy	lazy
		
+est	+est	+est
= _____	= _____	= _____

**Pick a word using the 'est' suffix and write a sentences.
Remember if they have end in y drop the y and add 'iest'**

English – Wednesday

Can you add the 'est' suffix to these words

Example

small	+est	smallest
grumpy	+iest	grumpiest

Activity

funny	+est	
lazy	+est	
tall	+est	
fast	+est	
happy	+est	

Activity

George was the _____ giant in
town because _____

English – Friday – Write a list of rules explain how to be the kindest Giant in town.

How to be the kindest dragon in town

Draw a picture of the kindest Giant in town.

- _____

- _____

- _____

- _____

- _____

- _____



RE – Lesson 2

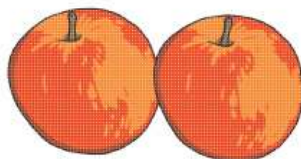


Is there anything you would do differently next year?

RE Lesson 3




challah bread



apples



honey



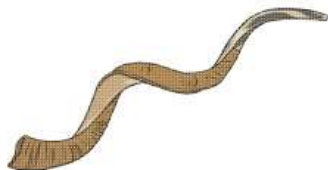
synagogue



New Year



September




shofar



forgiveness



candles




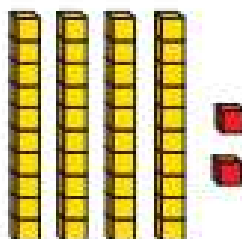
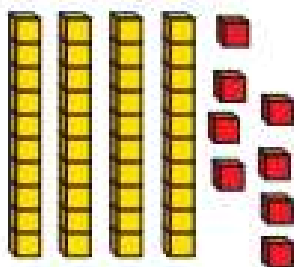
celebration

Activity – Cut out 2 pictures and write next to them about why they are important to Jewish children during Rosh Hashanah and Yom Kippur.

Maths – Lesson 1

Ordering numbers

I a) What numbers are shown?














b) Write the numbers in order.
Start with the smallest.

smallest

greatest

2 Three hens lay these eggs.

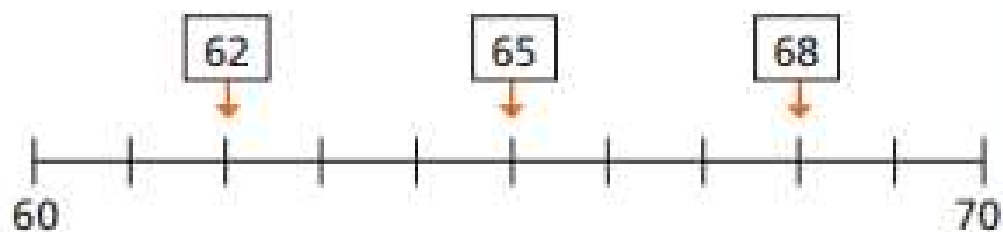
Hen 1	Hen 2	Hen 3
  	 	     

Put the number of eggs in order.
Start with the greatest number.

greatest

smallest

- 3 Three numbers are labelled on a number line.



Write the numbers in order.
Start with the smallest number.

smallest

greatest

- 4 Put the numbers in order.
Start with the smallest number.

a) 53, 58, 47

b) 19, 83, 7

- 5 Tick all the numbers between 80 and 100

72

95

11

85

9

Lesson 2 –

Recognising coins

i Match the coin to the amount.



20 pence



5 pence



10 pence



1 pound



1 pence



50 pence



2 pence



2 pounds

2 Here are some coins.



Complete the sentences.

There are 1p coins.

There are 2p coins.

There is 5p coin.

There are 10p coins.


There are 20p coins.

3 Write $<$ or $>$ to compare the amounts.





4 Mo has one coin in his hand.




I have more than 2 pence,
but less than 1 pound.

Draw Mo's coin.



What is the value of Mo's coin?



Is there more than one answer?

Maths – Lesson 3

Recognising notes

1 Match the note to its value.



5 pounds



20 pounds



10 pounds



50 pounds

2 Dan has two £10 notes and one £5 note.

Circle the notes that Dan has.



3 Here are some notes.



Complete the sentences.

There are £5 notes.

There are £10 notes.

There are £20 notes.

There are £50 notes.

4 Tick the note with the smaller value.

a)



b)



c)




5 Write $<$, $>$ or $=$ to compare the amounts.

a)   50 pounds

b) 20 pounds  

c)   10 pounds

6 Kim has some money.



I have a 30 pound note.

Do you agree with Kim? _____





Talk about your answer.

Maths - lesson 4





Counting in coins

I How much money is there?





a)

			
<input type="text"/> p	<input type="text"/> p	<input type="text"/> p	<input type="text"/> p





b)

			
<input type="text"/> p	<input type="text"/> p	<input type="text"/> p	<input type="text"/> p


c)


			
<input type="text"/> p	<input type="text"/> p	<input type="text"/> p	<input type="text"/> p


d)

			
<input type="text"/> p	<input type="text"/> p	<input type="text"/> p	<input type="text"/> p

2 How much money is there?

a)  p


b)  p

c)  p

3 Write <, > or = to compare the amounts.

a)  

b)  



- 4 Sam has some 2p coins.



I have 11 pence.

Do you agree with Sam? _____

Talk about your answer.

- 5 Ron has nine 2p coins.

Jo has three silver coins.



I must have more money
because I have more coins.

Ron

Do you agree with Ron? _____

Talk about your answer.

VIOLET WAY MERITS ARE BACK!

At Violet Way we are enjoying having some of our children back in school and they are working so hard. Class teachers also know that children at home are working really hard with their home learning from all of the email updates we have been getting.

We would like to celebrate all of the hard work children have been doing both in school and at home by giving out weekly merits. Although we can't celebrate them altogether in our merit assembly we can share our merits on the school website and email merit certificates to the children so they have one to keep.

Each Reception and Year 1 teacher will choose a merit for someone who has been working hard in school in their bubble and a merit for someone for someone who has been doing some brilliant home learning. Year 2 teachers will choose a merit for home learning and for a child from the Year 2 Key Worker bubble.

Please make sure you keep emailing home learning to class teachers so they can see what you have been up to.

We look forward to giving out some merit certificates very soon!

Summer Reading Challenge 2020



Dear Parents

This year's Summer Reading Challenge has launched at the start of June. The Summer Reading Challenge takes place every year during the summer holidays and normally children attend their local library to complete it. This year due to COVID -19 it will take place online. It's free to join and this year the theme is 'The Silly Squad' There are lots of activities on the website linked to the reading challenge to keep the boredom at bay and also to keep the children's interest and enjoyment in reading. It will also provide you with more texts that you can access to read with your children whilst you are at home. To complete the reading challenge you need to go to the following website and join:

<https://summerreadingchallenge.org.uk/>

We want as many children to complete the reading challenge as possible. You have till September to complete it. We look forward to hearing all about you completing the challenge in September.

Happy Reading

Mrs Williams
Deputy Headteacher