

Summer Term Learning project week 10 – The smartest giant in town



Reading Challenge 2020 – The Library reading challenge has begun! It is all online and easy to sign up just click on this link

<https://summerreadingchallenge.org.uk/>

For more information the letter is on the bottom of this pack!

★ ★ **VIOLET WAY MERITS ARE BACK!** ★ ★

Would you like a merit award? Your teachers are going to pick a child working from home and a child in school to have a merit each week. It could be you!

Make sure you are emailing in pictures of your work. Good luck

For more information see letter on the bottom of this pack!

Maths

(Aim to do 1 per day)

In school we follow the White Rose Maths scheme. Here is a link to the website with home learning lessons and activities for you to complete:

<https://whiterosemaths.com/homelearning/year-1/>

Summer term week 10 – partitioning mastery – This week we are deepening our learning of our partitioning skills.

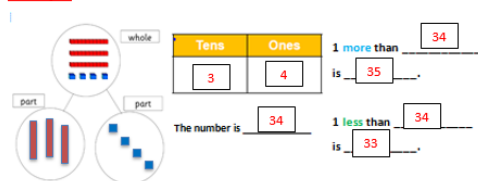
Monday – Can you partition numbers up to 100 independently?

Last week you were practicing partitioning numbers using part part wholes and tens and ones.

Can you partition these numbers independently? (sheet below)

Tuesday – Can you understand 1 more and 1 less using tens and ones?

Example



(sheet below)

Reading

(Aim to do 1 per day)

On-going Reading:

- Having daily story time – read a book aloud to your child. It does not have to be a new book every day. It is fine to re-read favourites.
- Oxford Owl has free eBooks - you can also complete a short assessment with your child to find the right stage to start reading from.
- Practise the 100 tricky words in the back of your child's reading diary. Your child should be able to read these by the end of Year 1.

A sweetcorn Salad – (non-fiction)

You need to log into oxford owl before you can open this link – It is free to sign up as a parent

https://www.oxfordowl.co.uk/api/digital_books/1166.html


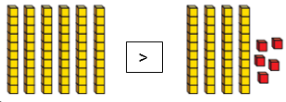

Monday – Go through the sounds together pg 4 & 5
Sound out the green words – Discuss any tricky words

Tuesday – Read the green words again (can you read them more fluently this time?)

Discuss vocabulary – pg 8

Read and discuss the red words (words you cannot sound out) –
Play fastest finger to find the red word page 6

Wednesday – First read of the book – You may have to sound out the words.

<p>Wednesday – Can you apply your knowledge of 1 more and 1 less? (sheet below)</p> <p>Thursday – Can you compare numbers using tens and ones? $< > =$ Imagine the < is a crocodile – The crocodile always eats the biggest number.  Example We usually look at the tens first  60 has 6 tens and 45 only has 4 tens. 60 is bigger (sheet below)</p> <p>Friday – can you compare number independently?  (sheet below)</p> <p>Extra activities Watch this video about counting on and back in ones to 50. https://www.bbc.co.uk/bitesize/articles/znfk8xs</p> <p>Say a number between 0-50 for your child to write down. Check correct formation of numbers.</p> <p>Give your child a dice, roll it and then write a calculation to count on or back from 0 to 50 to work out which number to land on. Continue till end of the board.</p>	<p>Thursday – Second read – Can you read it more fluently this time with expression? Friday – Answer questions Now answer these questions about the story:</p> <ul style="list-style-type: none"> • Page 9 – What do you need help from an adult to do? • Page 9 – What shape should the pasta be? • Page 11- What kind of dressing do you need? • Page 12 – What do you need to do to the eggs before you put them in the bowl? • Page 14 – What goes in after the radishes or nuts? • Page 16 – What is the final thing you need to do? • Page 16 – Do you think the young boys likes the sweetcorn salad? How do you know?
<p>Writing (Aim to do 1 per day)</p>	<p>Phonics (Aim to do 1 per day)</p>
<ul style="list-style-type: none"> • Spelling shed for other spellings • Spelling of Silver Words: <p>all are as at be but can came for had have him his my new no not on one said she so they two we when with you</p> <p>New Story – ‘The Smartest Giant in town’ https://www.youtube.com/watch?v=NAXDRYhsBSc</p>	<p>Daily Read Write Inc Phonics lessons can be found on this website. Children you can teach your parents all our rhymes! https://www.ruthmiskin.com/en/</p> <ul style="list-style-type: none"> • Additional Year 1 phonics support can be found here: https://home.oxfordowl.co.uk/reading/learn-to-read-phonics • Find words containing these sounds in books. • Phonics play games- username: march20 password: home

<p>Monday – (sheet below) – Starter - Recap and Practice your capital letters – They must reach the top of the line. Activity - Then can you edit some writing. Read the sentences and colour in the full stops then check to see if they have started the new sentence with a capital letter. Add them in if you need to.</p> <p>Tuesday – Watch/ read the story again. Activity – Can you use the conjunction ‘but’ to make a sentence longer? A conjunction is used to add more information https://www.youtube.com/watch?v=yH3R9pyIU8M We are focusing on the conjunction ‘but’ (sheet below) – Can you extend the sentences with but. Can you write your own sentences using the conjunction ‘but’.</p> <p>Wednesday – (Sheet below) – Can you answer the questions about the story?</p> <p>Thursday – Can you identify nouns and adjectives in a sentences? https://www.youtube.com/watch?v=qcXy6_Mqe54 What objects did George the Giant buy from the shops? Make a list – These are all nouns. Adjectives - https://www.youtube.com/watch?v=QxoDGLPUmyU (sheet below) – Look at my sentences – Which words are nouns and which words are adjectives?</p> <p>Friday – Can you identify and create your own rhyming words? Starter - Sheet below – Can you colour in two words from our text that rhyme with each other. Activity – Can you create your own rhyming words?</p>	<p>https://www.phonicsplay.co.uk/</p> <p>We are going to use the text you have been using in the reading section https://www.oxfordowl.co.uk/api/digital_books/1166.html</p> <p>Can you spell some of the green words from the book? Say the word for your children. Get them to say the word and then sound it out before they write it.</p> <p>sort fork spoon green bright cress first add bowl</p> <p>Trickier words - large salad sweetcorn yummy cooked</p>
<h2 style="text-align: center;">Other</h2>	
<ul style="list-style-type: none"> ● Supermovers <p>Get moving and learn at the same time using BBC Supermovers. We recommend the <i>Full Stop Bop!</i> https://www.bbc.co.uk/teach/supermovers/ks1-collection/zbr4scw</p> <ul style="list-style-type: none"> ● Remember your daily workout! Check out the exercises from Joe Wicks 😊 https://www.youtube.com/watch?v=d3LPrhI0v-w ● For some mindfulness enjoy these colouring pages: ● https://www.pavilionbooks.com/2020/03/28/millie-marottas-love-nhs/ ● Try out some Cosmic Yoga - https://www.youtube.com/user/CosmicKidsYoga 	
<h2 style="text-align: center;">Topic – The smartest Giant</h2>	
<p>The project this half term aims to provide opportunities for your child to learn more about our topicT. Here are some ideas but if you have other ideas and plans to make this topic exciting GO FOR IT!!</p>	

Art – Artist research

Look at this sculpture that is in Liverpool

Facts about the Superlambananas



- It is a sculpture of a banana crossed with a Lamb.
- They picked the animal lamb because Liverpool once transported a lot of wool.
- It costs £35000 to make
- At first the people of Liverpool were not huge fans of the sculpture but now it is one of Liverpool's most famous

landmarks

- The Superlambanana was sold to Manchester in 2008 but the Liverpool people created a petition to get it back and it was safely returned in 2009.

<https://knoji.com/article/superlambanana/>

Now let's talk about your opinion?

Do you like it?

What do you think it is made of?

Would you like to have a Superlambanana in Burton?

Art - Can you design your own sculpture that is a cross between an animal and a piece of fruit?

Think about the features of an animal that we have been learning about. Wings, claws, shells, tentacles etc.

Design and label your own ready to make.

Art

Can you make your sculpture that is a cross between an animal and a piece of fruit?

You can use clay if you have any at home. If not try using play dough to create your sculpture.

PSHE

Read sharing a shell by Julia Donaldson. Talk about the characters, what happened and how they felt. How did they change at the end? Talk about situations when we can get angry and how we can change

Year 1 teachers email.

We hope you are all ok and staying safe at home 😊. If you have any problems or need to speak to your class teacher here are our emails.

Dragonflies – m.hassell@violetway.org

Ladybirds – s.malcolm@violetway.org

Busy Bees – k.williams@violetway.org

Monday – English

Starter

Aa Bb Cc Dd Ee Ff
Gg Hh Ii Jj Kk Ll Mm
Nn Oo Pp Qq Rr Ss Tt
Uu Vv Ww Xx Yy Zz

Activity below

Monday 29th June

TBQ: Can you make sure all sentences start with a capital letter?

Read the sentences, colour in the full stops and make sure the first word in your next sentence starts with a tall capital letter.

A B C D E F G H I J K L M N
O P Q R S T U V W X Y Z

george was a giant, the scruffiest giant in town. he always wore the same pair of old brown sandals and the same patched up gown. i wish i wasn't the scruffiest giant in town he said sadly. but one day george noticed a new shop. it was full of smart clothes. so he bought a smart shirt, a smart pair of trousers, a smart belt, a smart stripy tie, some smart socks with diamonds up the sides and a pair of smart shiny shoes. now i'm the smartest giant in town he said proudly.

Challenge: Are there any other words that need capital letters? Change these in the text too.

Tuesday – English

Finish these sentences.

The Giant was smart but _____


The Giant had a sock but _____

The Giraffe was cold but _____

Can you write your own sentences using the conjunction 'but'?

'The Smartest Giant in town'

<https://www.youtube.com/watch?v=NAxDRYhsBSc>



Questions about the book.

1) Which word described the Giant at the start of the story? _____

2) What did George give to the giraffe? _____

3) What was the problem with the goat's boat? _____

4) What colour was the mouse in the story? _____

5) What did fox do to his sleeping bag? _____

6) What was the dog trying to cross? _____


7) What did George find outside the shop in the end? _____

English – Thursday

What did George the Giant buy from the shops?



Can you think of a good adjective for each noun?



_____ **shirt**



Look at these sentence

Colour the nouns in blue.

Colour the adjectives in purple.

The dog was brown and white.

The orange fox had a hat.

The scruffy giant needed smart clothes.

Friday English

This book has many rhyming words in it. There is usually something that rhymes with the animal. I have found one for you. Can you find the word that rhymes with mouse and dog? Circle them.



Rhyming words usually end in the same sound (it may be spelt differently but it makes the same sound).

Goat – Boat

Mouse – House

Fly - high

Can you think of some words to rhyme with these other items of clothes that George may have bought from the shop? Challenge – Can you think of animals that would rhyme with these items of clothes?

Hat _____

Wig _____

Tie _____

Bow _____

Ring _____

Math's Monday

Try it

You can draw the tens and ones if you do not have any at home

Using base 10, make the following numbers on the place value chart.



- 29
- 30
- 48

Tens	Ones

Apply it

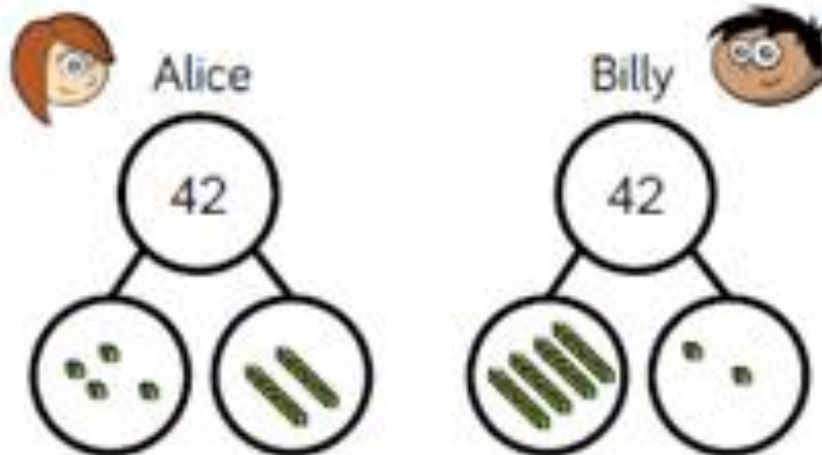
Match the image to the correct number.

- Three tens and six ones
- Two tens and five ones
- Four tens and three ones
- Two tens and nine ones



Reason it

Alice and Billy both attempt to build the same number.



Who is correct?

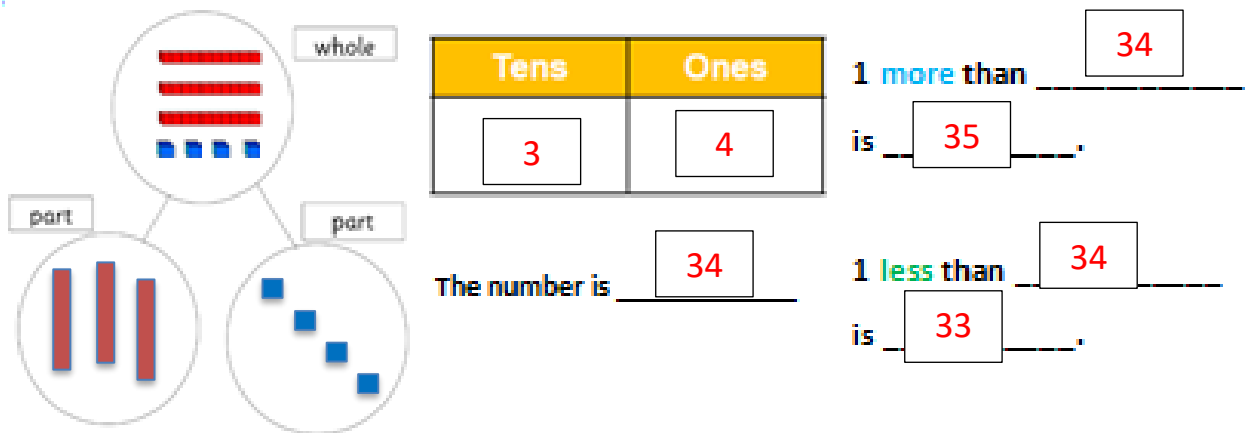
Can you explain the mistake that has been made?

is correct because

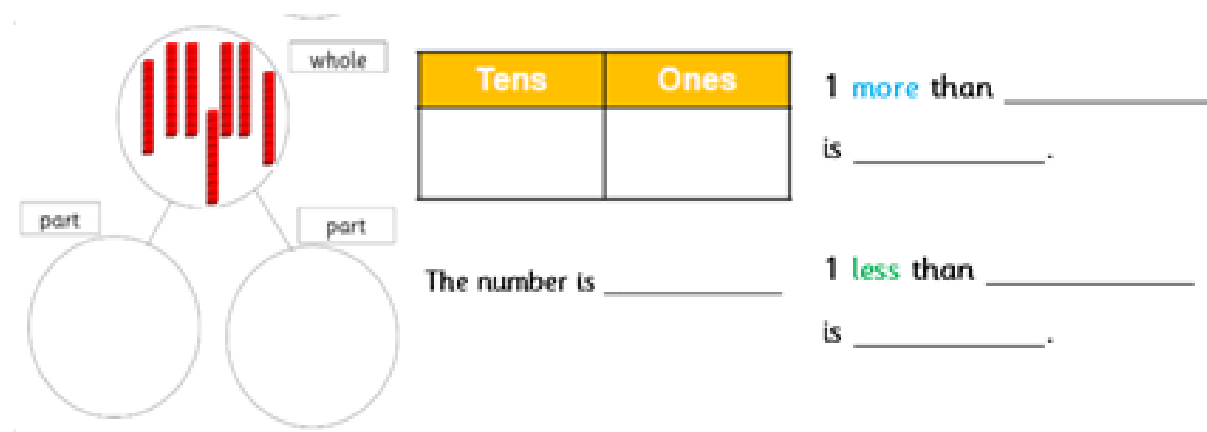
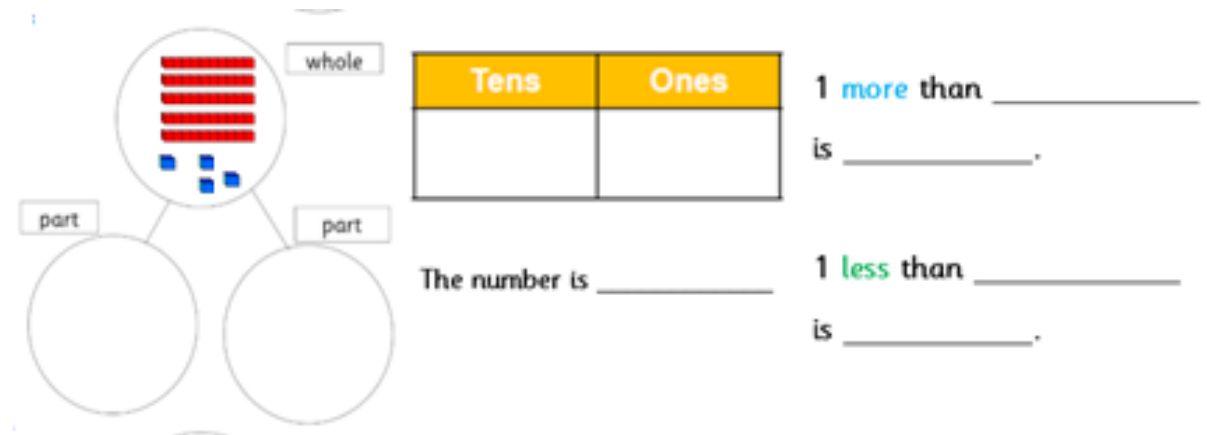
Maths Tuesday –

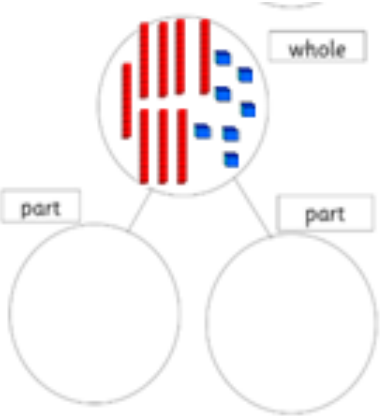
Can you understand 1 more and 1 less?

Example



Your turn





Tens	Ones


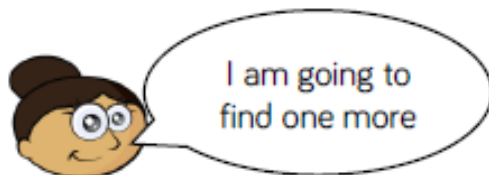
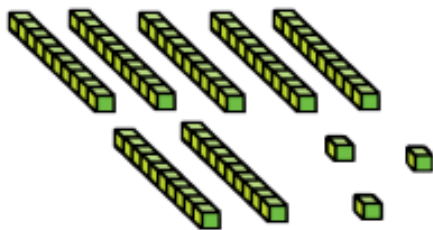
The number is _____

1 **more** than _____
is _____.

1 **less** than _____
is _____.

Reason it

Iqra started with this number.



Has Iqra shown the correct amount?
Explain how you know.

Iqra **has/hasn't** show the correct number.




Can you apply your knowledge of 1 more and 1 less?

Remember you can draw ones or cross ones out to help you work these out.

1 more – Draw an extra one

1 Less – Cross a one out

Show one more and one less than the numbers given.

One less		One more
		
		
		

One less		One more
	78	
	69	
	81	
	96	
	91	
	54	

Apply it

Remember - You can draw tens and ones if it helps you

Use the number cards to make 2 digit numbers.

Now write down one more and one less than the numbers you have made.

Use equipment if needed.

[illegible]

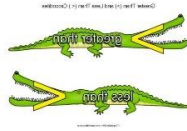
Maths – Thursday

Can you compare numbers using tens and ones?

< > =

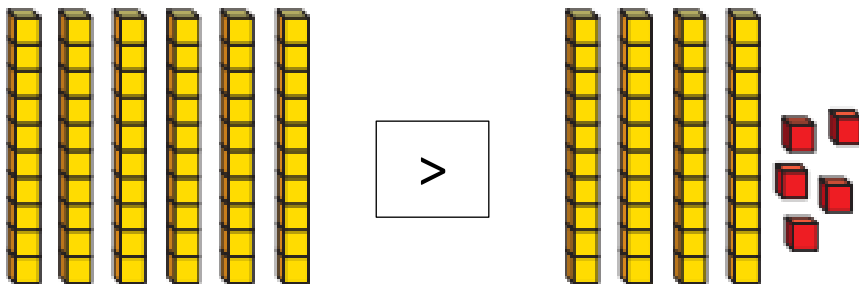
Imagine the < is a crocodile – The crocodile always eats the

biggest number.



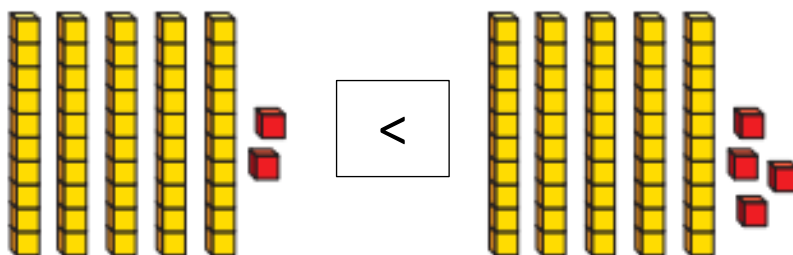
Example

We usually look at the tens first



60 has 6 tens and 45 only has 4 tens. 60 is bigger







If they have the same amount of tens we then look at the ones.




52 has 5 tens but 54 also has 5 tens. 52 has 2 ones and 54 has 4 ones. 54 is bigger.

Activity

< or > or =



Reason it



It is **True/False**

Because _____

Extra Maths challenges if you require them

Friday – Maths

Can I compare numbers independently?

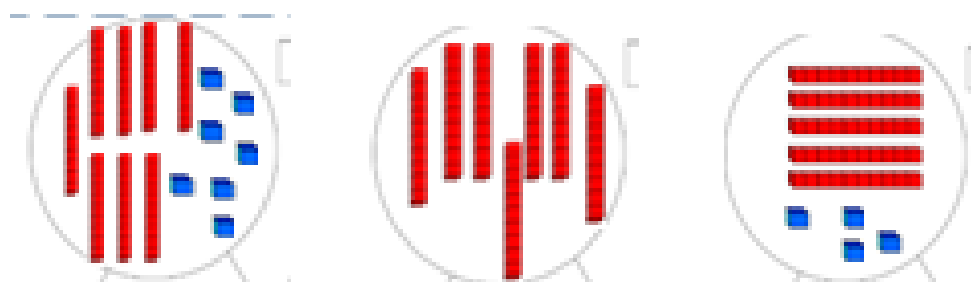
Remember look at the tens first and then the ones.

< or > or =

25 > 23	15 51
35 25	44 33
61 66	55 55
13 19	75 57

Cut and stick these numbers into the correct order.

Smallest	→		→	Biggest
----------	---	--	---	---------



Apply it

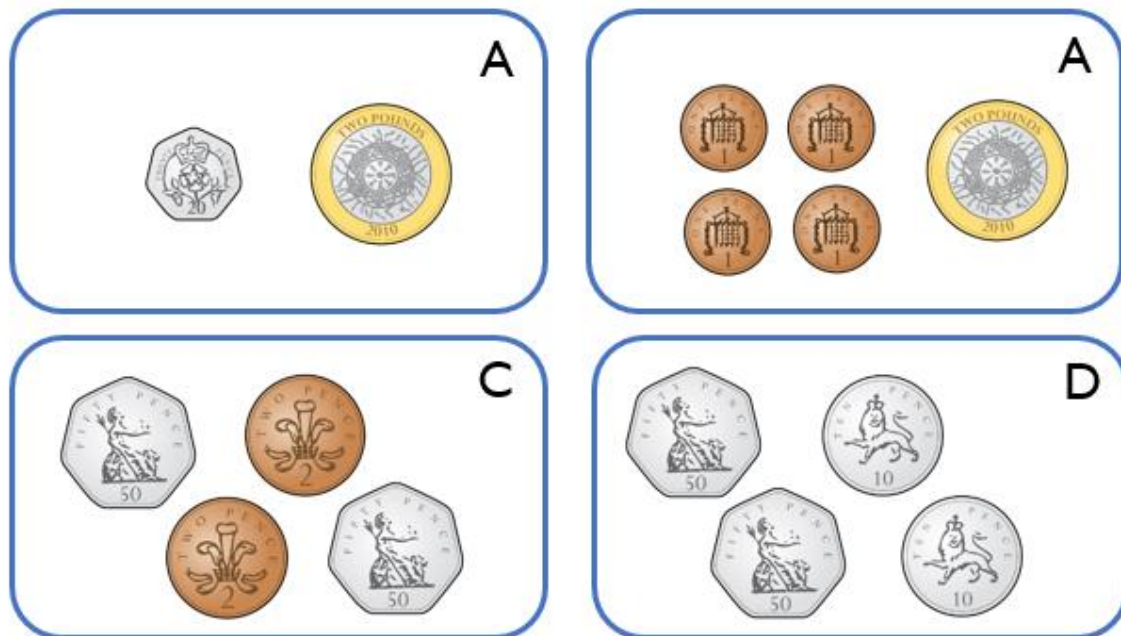
Order the numbers from smallest to largest.

57 8 21

100 93 72

Extra challenge if needed – money and partitioning focus

Match the cards with equal values.



Which is the odd one out?

20 p


8 p

10 p

2 p

Why?

Teddy has made a number using the number shapes.



He says


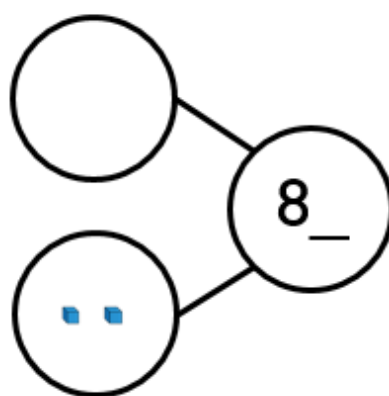
$$6 + 3 = 9$$



Teddy

What mistake has Teddy made?

Complete the part-whole models.



★ ★ VIOLET WAY MERITS ARE BACK! ★ ★

At Violet Way we are enjoying having some of our children back in school and they are working so hard. Class teachers also know that children at home are working really hard with their home learning from all of the email updates we have been getting.

We would like to celebrate all of the hard work children have been doing both in school and at home by giving out weekly merits. Although we can't celebrate them altogether in our merit assembly we can share our merits on the school website and email merit certificates to the children so they have one to keep.

Each Reception and Year 1 teacher will choose a merit for someone who has been working hard in school in their bubble and a merit for someone for someone who has been doing some brilliant home learning. Year 2 teachers will choose a merit for home learning and for a child from the Year 2 Key Worker bubble.

Please make sure you keep emailing home learning to class teachers so they can see what you have been up to.

We look forward to giving out some merit certificates very soon!

Summer Reading Challenge 2020



Dear Parents

This year's Summer Reading Challenge has launched at the start of June. The Summer Reading Challenge takes place every year during the summer holidays and normally children attend their local library to complete it. This year due to COVID -19 it will take place online. It's free to join and this year the theme is 'The Silly Squad' There are lots of activities on the website linked to the reading challenge to keep the boredom at bay and also to keep the children's interest and enjoyment in reading. It will also provide you with more texts that you can access to read with your children whilst you are at home. To complete the reading challenge you need to go to the following website and join:

<https://summerreadingchallenge.org.uk/>

We want as many children to complete the reading challenge as possible. You have till September to complete it. We look forward to hearing all about you completing the challenge in September.

Happy Reading

Mrs Williams
Deputy Headteacher