

Summer Term Learning project week 6 – Journeys

Year 1

Maths

(Aim to do 1 per day)

In school we follow the White Rose Maths scheme. Here is a link to the website with home learning lessons and activities for you to complete:

<https://whiterosemaths.com/homelearning/year-1/>

Summer term week 6 – Capacity and mass

White Rose are lesson videos are still available but they are no longer providing free worksheets therefore we have provided the worksheets that are related to each lesson below for you to download and print off.

Watch this video about counting on and back in ones to 50.

<https://www.bbc.co.uk/bitesize/articles/znfk8xs>

Say a number between 0-50 for your child to write down. Check correct formation of numbers.

Give your child a dice, roll it and then write a calculation to count on or back from 0 to 50 to work out which number to land on. Continue till end of the board.

Writing

(Aim to do 1 per day)

- Handwriting of lower case and formation of correct capital letters – Can you write words that start with capital letters?
- Spelling shed for other spellings
- Spelling of Silver Words:

all are as at be but can came
for had have him his my new no
not on one said she so they two
we when with you

Watch the video to listen to the story The Three Billy Goats Gruff. You may already know this traditional tale and may have different version of this book at home which you can read too.

<https://www.youtube.com/watch?v=xNJBzcqjIYw>

Can you make the masks for each of the main characters that are attached below and use them to act out the story?

Reading

(Aim to do 1 per day)

On-going Reading:

- Having daily story time – read a book aloud to your child. It does not have to be a new book every day. It is fine to re-read favourites.
- Oxford Owl has free eBooks - you can also complete a short assessment with your child to find the right stage to start reading from.
- Practise the 100 tricky words in the back of your child's reading diary. Your child should be able to read these by the end of Year 1.

Read the text through together

<https://www.oxfordowl.co.uk/api/interactives/29298.html>

Now answer these questions about the story:

- What is the name of the girl's tortoise?
- What does the girl give the tortoise to eat?
- Find one adjective that describes the weeds that the tortoise can eat.
- What will the tortoise enjoy?
- Why do you think it's good to put the tortoise in a run when it goes outside in the garden?

Phonics

(Aim to do 1 per day)

Daily Read Write Inc Phonics lessons can be found on this website. Children you can teach your parents all our rhymes!

<https://www.ruthmiskin.com/en/>

- Additional Year 1 phonics support can be found here:
<https://home.oxfordowl.co.uk/reading/learn-to-read-phonics>
- Find words containing these sounds in books.
- Phonics play games- username: march20
password: home

<https://www.phonicsplay.co.uk/>

Read the text through together

<https://www.oxfordowl.co.uk/api/interactives/29298.html>

Say one of the words from text – chn to write special friend in word and then to write word.

show needs good light house spray green moist weeds
drink lunch enjoy garden sleep soon tortoise

Other

- Supermovers

Get moving and learn at the same time using BBC Supermovers. We recommend the *Full Stop Bop!*

<https://www.bbc.co.uk/teach/supermovers/ks1-collection/zbr4scw>

- Remember your daily workout! Check out the exercises from Joe Wicks 😊
<https://www.youtube.com/watch?v=d3LPrhl0v-w>
- For some mindfulness enjoy these colouring pages:
- <https://www.pavilionbooks.com/2020/03/28/millie-marottas-love-nhs/>
- Try out some Cosmic Yoga - <https://www.youtube.com/user/CosmicKidsYoga>

Topic – Journeys

The project this half term aims to provide opportunities for your child to learn more about our topic Journeys.

Here are some ideas but if you have other ideas and plans to make this topic exciting GO FOR IT!!

- **PSHE**

Talk about friendship watch clip on BBC Bitesize. <https://www.bbc.co.uk/bitesize/articles/zhmpnrd>

Talk about friendships and who their friends are in their class in school, what makes them a good friend? Write a friend acrostic poem about their friends and what being a good friend is.

Think about different things they have been having to do over the last few weeks to keep safe. Look at these Julia Donaldson poster that helps us to remember how to keep safe especially if we are now going out and about more. Children are to design their own keeping safe poster. <https://www.gruffalo.com/gruffalo/files/86/86ef496f-3bfb-4d66-bb61-d7df785bb235.pdf>

- **SCIENCE**

Can you complete any of these activities at home?

https://www.stem.org.uk/system/files/elibrary-resources/2020/05/10_Starters%20for%20STEM_25%20May.pdf?utm_source=Adestra&utm_medium=email&utm_term=&utm_content=Starters%20for%20STEM%2010&utm_campaign=Remote%20CPD%20-%202027.05

- **ART**

After reading the story *The Three Billy Goats Gruff* can you cut out and make masks for each of the main characters. You can use the masks to act out and retell the story. You may need some people from your house to help you with this!

<https://content.twinkl.co.uk/resource/65/b0/T-T-529-The-Three-Billy-Goats-Gruff-Role-Play-Masks-Black-and-White.pdf?token=exp=1590527342~acl=%2Fresource%2F65%2Fb0%2FT-T-529-The-Three-Billy-Goats-Gruff-Role-Play-Masks-Black-and-White.pdf%2A~hmac=b997cb5787fb80fe10cad6842f622d794450527392ada1f7e00d41e0cc2178f7>

Year 1 teachers email.

We hope you are all ok and staying safe at home 😊. If you have any problems or need to speak to your class teacher here are our emails.

Dragonflies – m.hassell@violetway.org

Ladybirds – s.malcolm@violetway.org

Busy Bees – k.williams@violetway.org – Mrs Williams had completed a handover of the class with Miss Saleem before she left so please email her for Busy Bees class questions.

TBQ: Can you write an acrostic poem about your friends?

F

R


I

E

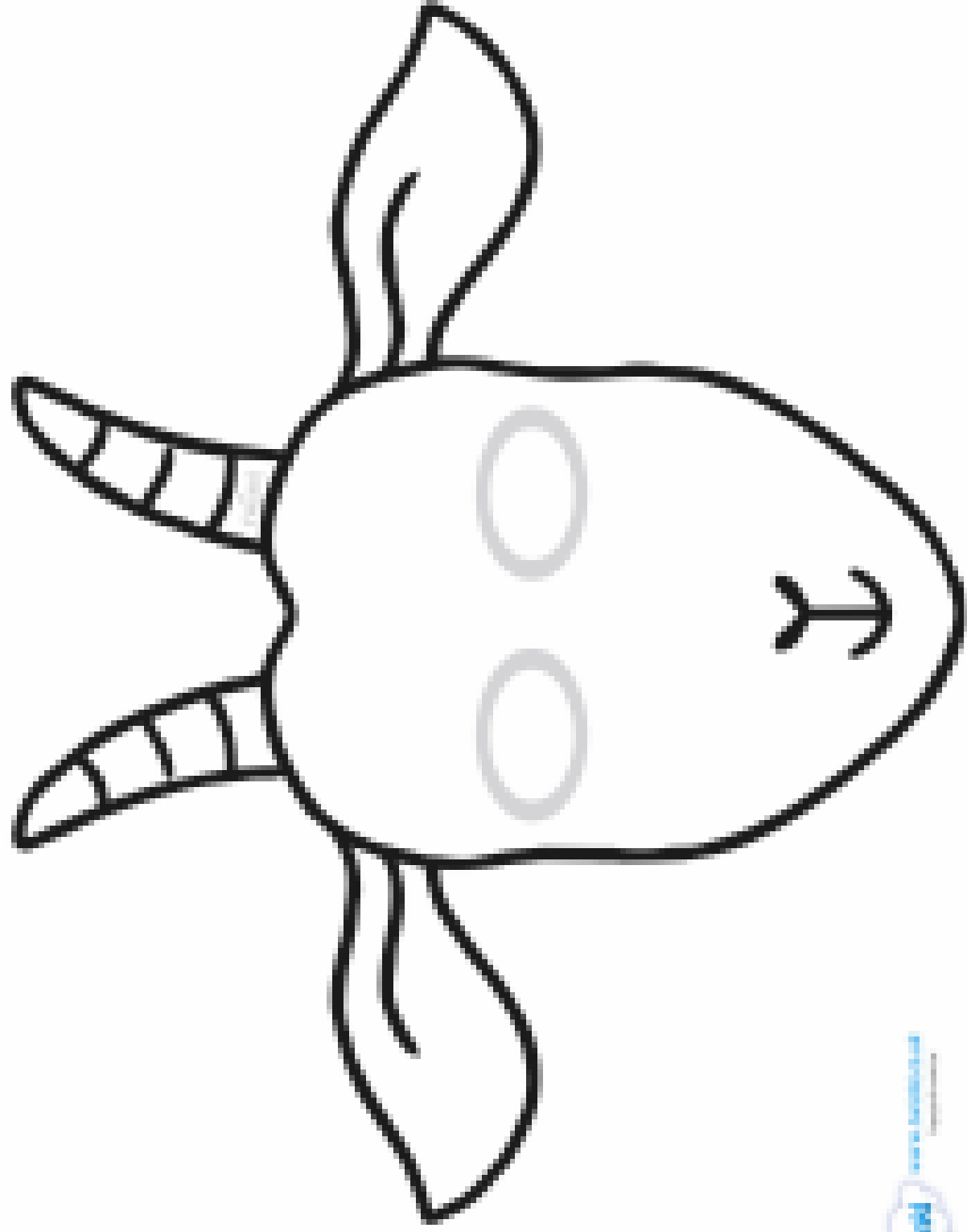
N

D


Big Bully Goat Gruff



Medium Billy Goat Gruff



Small Bully Goat Gruff



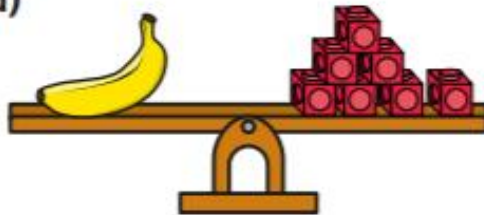
Troll



Measure mass

I How much does each object weigh?

a)



The banana weighs cubes.

b)



The tennis ball weighs cubes.

c)



The slice of cake weighs cubes.

2 Draw cubes to balance the scales.

a) The toy car weighs 6 cubes.



b) The sweets weigh 4 cubes.



3 Use cubes to weigh objects in your classroom.

Complete this sentence for each object.

_____ weighs cubes.

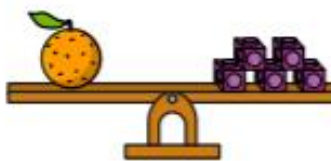
Compare answers with a partner.

Compare mass

I Which object is heavier?

Tick your answer.

a)



b)



c)



2 Look at the scales.



Choose a word to complete each sentence.

heavier

lighter

- a) The orange is _____ than the cherries.
- b) The apple is _____ than the orange.
- c) The cherries are _____ than the apple.
- d) The apple is _____ than the cherries.

3 The basketball is heavier than the football.

Draw cubes to complete the scales.



Is there more than one answer?

Introduce capacity and volume

I a) Match the picture to the label.



empty

almost full

almost empty

full

b) Show 'almost full' and 'almost empty' another way.



almost full

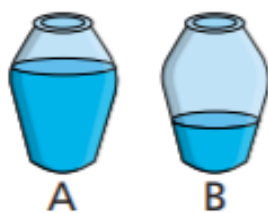


almost empty

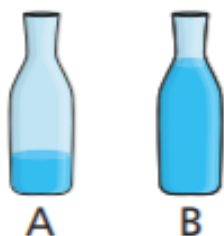
2 Choose a word to complete the sentence.

more

less



A has _____ than B.



A has _____ than B.

3 Show the volume in each glass.


- A is nearly full.
- B is nearly empty.
- A has more than C.
- C has more than B.



Compare answers with a partner.

Measure capacity

I 4 glasses of water fill 1 jug.



a) How many glasses will fill 2 jugs?

b) Eva uses 20 glasses of water.



How many jugs can she fill?

Eva can fill jugs.

- 2 Teddy pours these 6 glasses of juice.

He uses a whole bottle of juice.



The bottle has a capacity of 6 glasses.

Do you agree with Teddy? _____

Talk about it with a partner.

- 3 It takes 8 glasses of water to fill a jug.



It takes 3 jugs of water to fill a bucket.



How many **glasses** of water fill a bucket?

What else can you find out?