

# Summer Term Learning project week 5 – Our Town

## Year 1

### Maths

(Aim to do 1 per day)

In school we follow the White Rose Maths scheme. Here is a link to the website with home learning lessons and activities for you to complete:

<https://whiterosemaths.com/homelearning/year-1/>

#### Summer term week 5 – Length, height, capacity and mass

White Rose are lesson videos are still available but they are no longer providing free worksheets therefore we have provided the worksheets that are related to each lesson below for you to download and print off.

Play on Hit the Button - number bonds, halves, doubles and times tables.

<https://www.topmarks.co.uk/maths-games/hit-the-button>

### Reading

(Aim to do 1 per day)

#### On-going Reading:

- Having daily story time – read a book aloud to your child. It does not have to be a new book every day. It is fine to re-read favourites.
- Oxford Owl has free eBooks - you can also complete a short assessment with your child to find the right stage to start reading from.
- Practise the 100 tricky words in the back of your child's reading diary. Your child should be able to read these by the end of Year 1.

Watch the video to listen to the story Funnybones. This is a book from our class purple boxes so you may know it quite well already!!

<https://www.youtube.com/watch?v=sJodPwWCCIQ>

#### Now answer these questions about the story:

- Can you name one place that the skeletons visited?
- Which skeleton ended up in pieces?
- Did the skeletons manage to scare anyone at the zoo? Why not?
- Who do the skeletons frighten in the end?
- What trick would you play to frighten someone if you were one of the skeletons in the story?

### Writing

(Aim to do 1 per day)

- Handwriting of lower case and formation of correct capital letters – Can you write words that start with capital letters?
- Spelling shed for other spellings
- Spelling of Silver Words:  
all are as at be but can came  
for had have him his my new no  
not on one said she so they two  
we when with you

After watching the video of the Funnybones story now think about:

- If you were going on a Funnybones skeleton walk through Stapenhill or Burton what things would you pass? Write your own part of the story.
- Can you identify the correct special friends sounds that are missing in our words from the story?

### Phonics

(Aim to do 1 per day)

Daily Read Write Inc Phonics lessons can be found on this website. Children you can teach your parents all our rhymes!

<https://www.ruthmiskin.com/en/>

- Additional Year 1 phonics support can be found here:  
<https://home.oxfordowl.co.uk/reading/learn-to-read-phonics>
- Find words containing these sounds in books.
- Phonics play games- username: march20  
password: home

<https://www.phonicsplay.co.uk/>

Can you write some alien words of your own with these set 3 split diagraph sounds in?

a\_e e\_e i\_e o\_e u\_e

## Other

- Supermovers

Get moving and learn at the same time using BBC Supermovers. We recommend the *Full Stop Bop!*

<https://www.bbc.co.uk/teach/supermovers/ks1-collection/zbr4scw>

- Remember your daily workout! Check out the exercises from Joe Wicks 😊  
<https://www.youtube.com/watch?v=d3LPrhl0v-w>
- For some mindfulness enjoy these colouring pages:
- <https://www.pavilionbooks.com/2020/03/28/millie-marottas-love-nhs/>
- Try out some Cosmic Yoga - <https://www.youtube.com/user/CosmicKidsYoga>

## Topic – Our Town

**The project this half term aims to provide opportunities for your child to learn more about our town Burton and the local area.**

**Here are some ideas but if you have other ideas and plans to make this topic exciting GO FOR IT!!**

- **Science**

After reading the book *Funnybones* name and label bones in the human skeleton. Can you compare your skeleton to any animal skeletons? Use the skeleton dance song to help you learn some of the bones:

<https://www.youtube.com/watch?v=e54m6XOpRgU>

- **Design and Technology**

Cut out the skeleton and try to make a moving skeleton by attaching the body parts.

- **Forest Schools**

There has been a challenge on Twitter to make faces out of natural materials that you find outside. Can you collect sticks and other materials from outside to try and make a skeleton?

- **Art**

Andy Warhol is one of the most famous artists of the twentieth century. Watch this video and look at this information about his art from TATE Kids:

<https://www.tate.org.uk/kids/explore/who-is/who-andy-warhol>

<https://www.tate.org.uk/kids/make/paint-draw/make-pop-art-warhol>

Burton is famous for Marmite! We would like you to use images of the famous jar to try and design your own Marmite jar in the style of Andy Warhol. Use bright colours and see if you can reinvent the famous image

Year 1 teachers email.













We hope you are all ok and staying safe at home 😊. If you have any problems or need to speak to your class teacher here are our emails.

Dragonflies – [m.hassell@violetway.org](mailto:m.hassell@violetway.org)

Ladybirds – [s.malcolm@violetway.org](mailto:s.malcolm@violetway.org)

Busy Bees – [k.williams@violetway.org](mailto:k.williams@violetway.org) – Mrs Williams had completed a handover of the class with Miss Saleem before she left so please email her for Busy Bees class questions.

**TBQ: Can you read these Set 3 sound alien words?**

pate		loke	
thote		shobe	
flene		plime	
fume		quade	
gabe		thrute	
gime		krete	

**TBQ: Can you identify the missing special friend sounds from the words from the story Funnybones?**



t\_\_\_\_n



d\_\_\_\_k



st\_\_\_\_s



cell\_\_\_\_\_



str\_\_\_\_t



h\_\_\_\_se

**Challenge: Now write sentences with some of these words in:**

---

---

---

---

---

TBQ: Can you write a new part of the story?

In a dark, dark town there was a dark,  
dark \_\_\_\_\_.

In the dark, dark \_\_\_\_\_ there  
was a dark, dark \_\_\_\_\_.

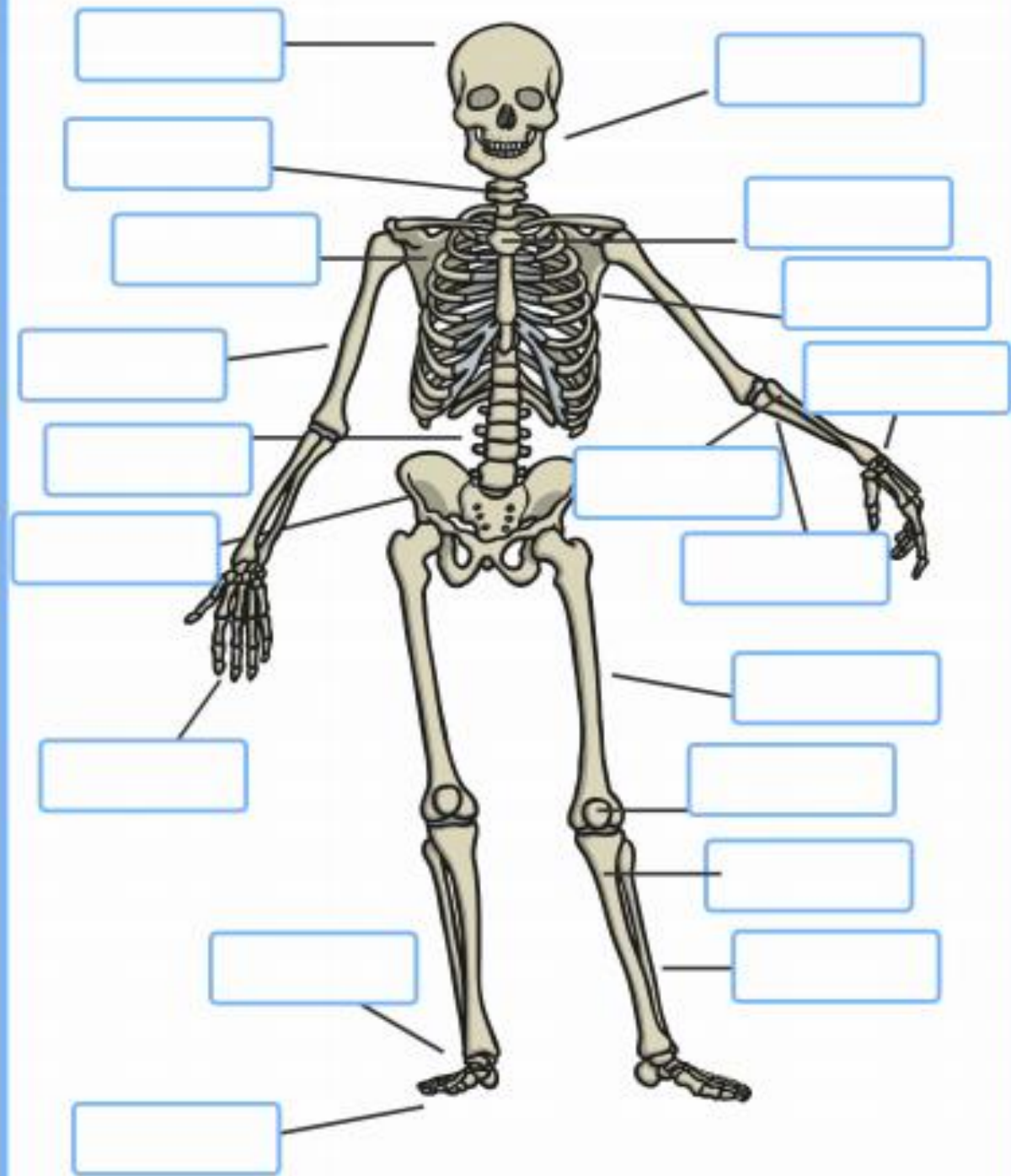
Next to the dark, dark \_\_\_\_\_  
there was a dark, dark \_\_\_\_\_.

Behind the dark, dark \_\_\_\_\_  
there was a dark, dark \_\_\_\_\_.

Across the road from the dark, dark  
\_\_\_\_\_ there was a dark, dark  
house and in this house two skeletons  
lived.

**TBQ: Can you label the human skeleton?**

## The Human Skeleton



# The Human Skeleton

skull

breast bone

neck bones

rib

shoulder blade

forearm bone

upper arm bone

elbow bone

backbone

wrist

hip

thigh bone

finger bones

knee cap

ankle bones

shin bone

foot bones

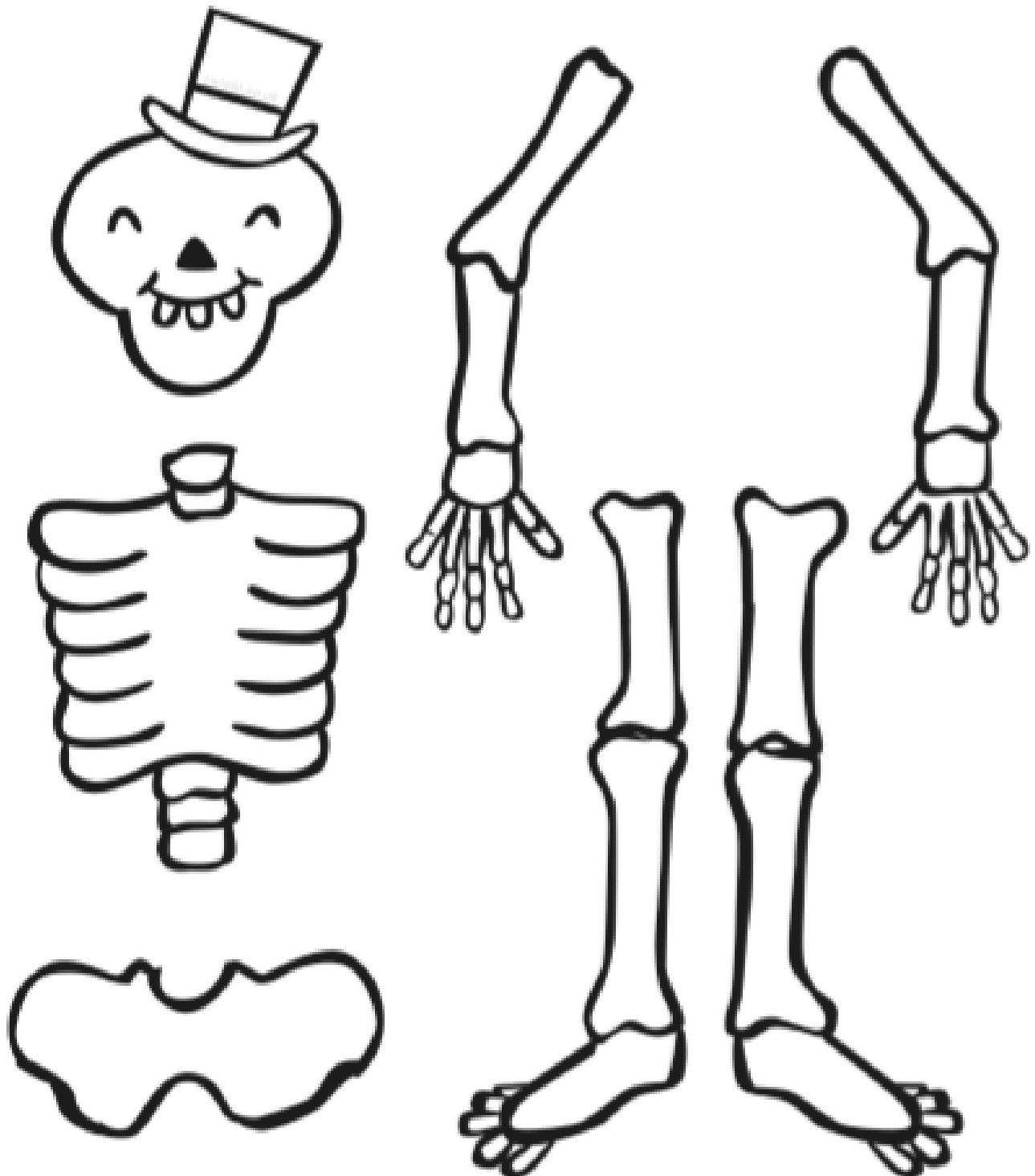
calf bone

lower jaw

**TBQ: Can you cut out and make a moving skeleton?**

Cut out the skeleton body parts very carefully – can you think of different ways you could use to join the body parts so that they can move?

## Make a Moving Skeleton





## Lesson 1


### Compare lengths and heights



1 a) Tick the taller flower.



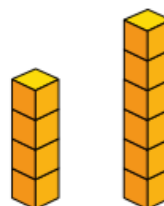
b) Tick the shorter tree.



c) Tick the longest ribbon.



d) Tick the taller tower.



2 Complete the sentences.



- C is longer than \_\_\_\_\_
- \_\_\_\_\_ is the longest train.
- \_\_\_\_\_ is the shortest train.

3 Complete the sentences.



Annie



Rosie



Mo

- a) \_\_\_\_\_ is the tallest.
- b) Mo is taller than \_\_\_\_\_.
- c) \_\_\_\_\_ is the shortest.

Compare the heights of your friends.

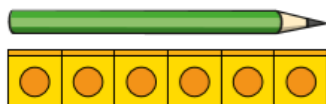
## Lesson 2

### Measure length (1)



1 How long is each object?

a)



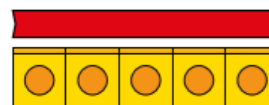
The pencil is  cubes long.

b)



The chew bar is  cubes long.

c)



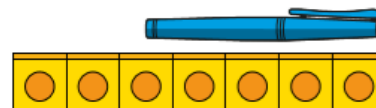
The ribbon is  cubes long.

d) Use cubes to measure some objects in your classroom.

2



The pen is 7 cubes long.



Do you agree with Rosie? \_\_\_\_\_

Talk about it with a partner.

3 Tommy is measuring objects.



The car and the crayon are the same length.

Do you agree with Tommy? \_\_\_\_\_

4 Measure objects in your classroom with these items.

- cubes
- hands
- sticks

Which object is the longest?

Which is the shortest?

How do you know?

## Lesson 3

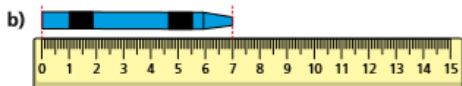
### Measure length (2)



1 How long is each object?



The pencil is  cm long.



The crayon is  cm long.




The brick is  cm long.

d) Measure the length of other objects in your classroom.



2 a) How long is the blue ribbon?



The blue ribbon is  cm long.

b) How long is the red ribbon?

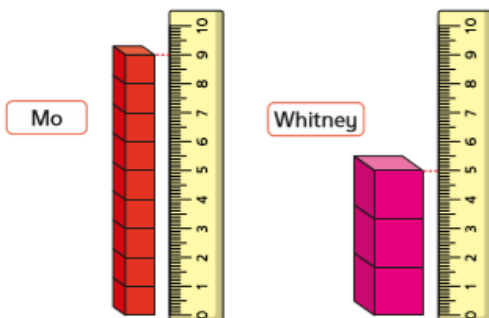


The red ribbon is  cm long.

c) Which piece of ribbon is longer?

The \_\_\_\_\_ ribbon is longer.

3 Mo, Whitney and Eva are building towers.



a) How tall is Mo's tower?

Mo's tower is  cm tall.

b) How tall is Whitney's tower?

Whitney's tower is  cm tall.



My tower is taller than Whitney's, but shorter than Mo's.

How long could Eva's tower be?  cm

Is there more than one answer?

## Lesson 4

### Introduce weight and mass



1 Which object is heavier?

Tick your answer.



How do you know?



2 Which object is lighter?

Tick your answer.



How do you know?



3 The ball is lighter than the bottle.

Tick the picture that shows this.



4 Choose a phrase to complete the sentences.

more than

less than

the same as

a)



The cube weighs \_\_\_\_\_  
the cylinder.

b)



The cuboid weighs \_\_\_\_\_  
the sphere.