

**Learning project week – At the seaside Week 7**  
Lighthouse keepers lunch – Ronda and David Armitage

**Age range EYFS/ Reception**

Dear Reception,

Please find this week's learning. Our new topic is 'At the seaside'. Our key book is 'The lighthouse keepers lunch'. You will find a link to the story below.

**Please aim to try and complete 1 maths, reading, phonics and writing activity a day.**

**If possible, please take part in the Ruth Miskin daily phonics lesson** will be a great way of your child learning their phonics.

We have added printable sheets at the bottom of this for those people who wish to use them. **There are 100s of free printable activities related to the seaside on Twinkl.**

**If you haven't got access to a printer and would like resources to be printed, please contact your teacher and we can arrange for packs to be made.**

Thank you so much to everyone who took the time to email your teacher. We loved seeing all your learning. We'd also love to hear from you any tips on useful websites or learning you have used that other parents would find useful.

Thank you for all your support. We really appreciate all you are doing.

Take care and best wishes from the Reception Team

[sa.magill@violetway.org](mailto:sa.magill@violetway.org)

[b.price@violeyway.org](mailto:b.price@violeyway.org)

[d.collins@violetway.org](mailto:d.collins@violetway.org)

## Maths

(Aim to do 1 per day)

Follow the activities on: White Rose maths - <https://whiterosemaths.com/homelearning/early-years/> **week 7 – beginning 8<sup>th</sup> June**

**Or Other Follow:**

**This week's theme is – reading, writing and understanding numbers 10 – 20**

**Key vocabulary:** This will include: number, numicon, ten square, 1 more, 1 less, bigger, smaller, tens, ones

**Suggested activities**

**Monday -**

## Reading

(Aim to do 1 per day)

**Lighthouse keepers lunch** - Try reading or watching one of the links below.

Re - read

<https://www.youtube.com/watch?v=46wCRq50Wwg>

Oxford owl book

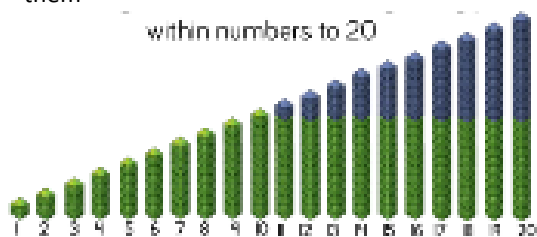
<https://www.oxfordowl.co.uk/api/interactives/24760.html>

What is the first thing to pop out of Rag's hat?

What is the second thing to pop out of Rag's hat?

What is the third thing to pop out of Rag's hat?

Show children this picture – Point to each number and count them

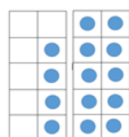


What is happening to these numbers? (We have added 1 more each time)

Find some small toys to count. Get your child to pick a handful of the toy (preferably more than 10 less than 20) and use the ten square to count how many they have got. (Ten square below) - Repeat

## Tuesday -

Look at this ten frame together – Count how many are there and write the number.



Activity - (Sheet below) - Cut and stick the ten square. Stick them in the correct order 10 – 20

**Wednesday** – Game – Can you use the Numicon to create a number between 10 and 20. (Sheet below)

**Thursday** – Cut and stick activity – Can you match the pictures to the numbers? (sheet below)

**Friday** – BINGO – Split a piece of paper into 6 boxes. Get your child to write a number between 10 and 20 in each box. Call out numbers until they have got bingo. Swap so the adult writes the numbers on bingo card and child calls out numbers.

10	14	13
11	15	18

Other activities

Go to **Purple Mash** and click on Maths City to find some maths games

## Practice these songs everyday before maths

Count forwards to 20 song

<https://www.youtube.com/watch?v=7D4K9oi7oBMC>

Count backwards to 20 song

<https://www.youtube.com/watch?v=ShqXL-zfLxY>

- **Poems and nursery rhymes** - Go to BBC schools radio Nursery Rhymes - <https://www.bbc.co.uk/teach/school-radio/nursery-rhymes-sailor-went-to-sea/zftj47h> Join in and sing about the sailor who went to see or choose your own.

## Ongoing reading activities

- Read a variety of books at home. Favourites can be repeated. Hearing the patterns of language in a story will support your child's language development.
- Children to read to parents daily.
- <https://www.oxfordowl.co.uk/for-home/find-a-book/library-page/> Oxford Owl has free eBooks to read.
- With your child, look in magazines, newspapers and books for the tricky words they are currently learning. They could use a highlighter to highlight in magazines and newspapers.

## Writing

(Aim to do 1 per day)

Please remember that in reception children are at very different levels of writing ability. Some will confidently be able to write sentences whilst others will just attempt to write words to go with pictures.

- **Monday – Phonics activities**
- **Tuesday – Write instruction about how to make a sandwich.** Make a sandwich with an adult out of mustard, marmite or jam. Write some sentence about how you made it.
- **Wednesday** - Draw the story 'The lighthouse keeper's lunch' You have 4 boxes. Think about the 4 most important parts of the story. Make sure your pictures are in order from start to finish (**Template below**)
- **Thursday** – Write a sentence underneath each picture you drew yesterday.
- **Friday** – (**Sheet below**) Can you write some sentence about what you can see in this seaside picture?



shutterstock.com • 105761279

Please complete some or all of the activities in your book. We have added some printable sheets if you wish to use them instead. Please feel free to adapt or come up with your own ideas related to the topic.

### Ongoing writing

- Practice writing the bronze and silver words.
- Practice letter formation.
- Practice writing simple sentences related to topics that your child is interested in.

## Phonics

(Aim to do 1 per day)

Take part in daily phonics lesson:

[www.ruthmiskin.com/en](http://www.ruthmiskin.com/en)

**Ruth Miskin You Tube – Watch daily phonics lesson** 9.30 Set 1 sounds 10.00 set 2 speed sounds. (Children in Miss Gower's, (initial sounds) Mrs Taylor's (green words) and Mrs Collins's (ditty books) phonics group can focus on watching **set 1 sounds**. Children in Mrs Magill's (green books) and Miss Price's (pink books) phonics can watch **set 2 sounds video**.

The sound the weeks are **ay ee igh** **ow**:

Can you write these words on some flash cards to practice every day

**Play day see bee high light blow snow**

Can you read this sentence containing this weeks sounds? Can you circle the special friends?

**The boy went up a high tree.**

**He can play with a slow slug.**

### Printable activities

- Practicing our sounds for the week. There is a sheet for each sound.
- Read and match sheet

**Espresso phonics** - FS – Literacy – Phonics - You can take part in a range of games and watch videos in phase 1 and 2.

[https://central.espresso.co.uk/espresso/primary\\_uk/subject/module/sub\\_modules\\_index/item72024/graph/index.html?source=subject-Literacy-F-Literacy-Resource%20types](https://central.espresso.co.uk/espresso/primary_uk/subject/module/sub_modules_index/item72024/graph/index.html?source=subject-Literacy-F-Literacy-Resource%20types)

username-student27647

Password-violet

**Phonics play games-** username:

march20 password: home

<https://www.phonicsplay.co.uk/>

- Espresso – foundation – phonics – activities – for a range of games

## Other

### Exploring mixed media

Can you make a mustard, marmite or jam sandwich?


What equipment will you need?

What ingredients will you need?

Evaluation? How could you make your sandwich better?

### Understanding the world

Look at this picture from the Lighthouse keeper's lunch



Discuss what you can see?

Key vocabulary – coast, sea, lighthouse, cliff

Discuss what is different and the same to where we live?

### Understanding the world/art/funky fingers

- Can you paint (water colour if possible) a beach picture.
- Colour in the lighthouse and seagull below.
- Cut them out and stick them on your picture

### Music

Charanga – You can find your username and password in your red book.

<https://www.entrustinteractivemusic.co.uk/yumu>

### Technology

Can you use this simple computer program? Have a look round.

What videos/games can you find?

Espresso – Foundation – Understanding the World – Journey to the Coast

[https://central.espresso.co.uk/espresso/primary\\_uk/subject/module/video/item1065810/grade/module1065807/index.html](https://central.espresso.co.uk/espresso/primary_uk/subject/module/video/item1065810/grade/module1065807/index.html)

Username-student27647

Password-violet

## **Construction**

Can you use junk modelling to make something to help Mr Grimling get his lunch?

## **PHSE**

**Join the National Assembly on Thursday at 11am or any time after on**

<https://www.thenational.academy/assembly>

## **PE and physical development**

- Remember your daily workout! Check out the exercises from Joe Wicks 😊  
<https://www.youtube.com/watch?v=d3LPrhIOv-w>
- Espresso – Foundation – Expressive arts – Sing and pretend – Join in our favourite class dances
- Cosmic yoga is also good exercise. Please follow the link  
<https://www.youtube.com/user/CosmicKidsYoga>.

# Phase 5 Real and Nonsense Words for ay

There are many different words spelt with 'ay'.

Can you spot which words are real and which are nonsense below?


Fill in your key with a different colour for real words and nonsense words then colour in the correct boxes below.

**Key**

Real Words

☐

Nonsense Words


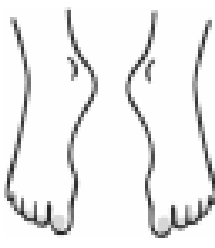


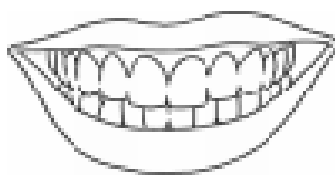

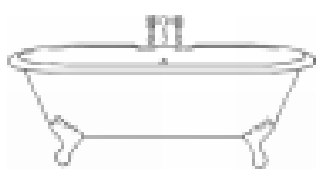


☐


clayer	spray	play	zlay
may	vray	hayon	clay
chay	stray	day	tay
crayon	blay	dayb	tray
	nayt	stay	







# Find and Write the 'ee' Words



Write the words and then colour the ones with an 'ee' sound in them.

 _____	 _____	 _____
 _____	 _____	 _____
 _____	 _____	 _____

## Phase 3 Roll and Read - igh

	<b>high</b>	<b>sigh</b>	<b>light</b>	<b>night</b>	<b>might</b>
	<b>right</b>	<b>sight</b>	<b>fight</b>	<b>tight</b>	<b>thigh</b>
	<b>sigh</b>	<b>night</b>	<b>right</b>	<b>fight</b>	<b>thigh</b>
	<b>tight</b>	<b>sight</b>	<b>might</b>	<b>light</b>	<b>high</b>
	<b>sigh</b>	<b>sight</b>	<b>night</b>	<b>tight</b>	<b>light</b>
	<b>fight</b>	<b>night</b>	<b>right</b>	<b>thigh</b>	<b>sigh</b>





Name: \_\_\_\_\_

Date: \_\_\_\_\_



•

•

a hug and  
a kiss



•

•

on top of  
the rock



•

•

a bag of  
nuts



•


•

to huff  
and puff


## Phase 3 Pictures and Captions Matching Worksheet




Jim has seven  
silver coins



Boats on the river.



Clare and Sarah got  
wet in the rain.



Jill has fair hair but  
Jack has dark hair.



I can hear an owl  
hoot at night.

**Writing – You are going to re-write the story ‘The lighthouse keeper’s lunch’.**

Wednesday – Draw a picture in each box.

Thursday – Write a sentence underneath each picture

Drawing 1

Drawing 2

---

---

---

---

---

---

---

---

---

---

**Drawing 3**

**Drawing 4**

---

---

---

---

---

---

---

---

---

---

## Writing - Friday



What can you see?

I can see.....

---

---

---

---

---

---

---

---

---


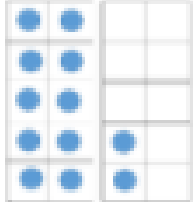


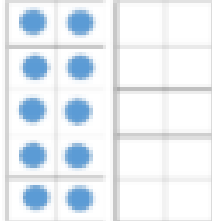

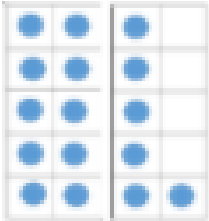

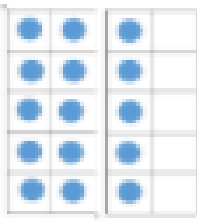


---

**10 frames**



Tuesday – Maths – Order the ten frames from 10 to 20.

Cut out these 10 frames and put them in order-  
Numbers 10-20



### Wednesday - Matching the number to Numicon Game


1) Cut out the number cards

2) Cut out the Numicon

Game - Turn the numbers upside down. Pick a card. Can you make that number out of Numicon? If you make it correctly you get to keep the number. Who ever has the most numbers at the end of the game wins 😊

EG....

If you picked the number 13 I would make it out of Numicon

$$13 =$$


Cut out

11	12	13	14	15
16	17	18	19	20

Cut out each Numicon piece



1



2




3



4




5



6



7




8



9



10




10

Match the picture to the correct numerals


11		16	
12		17	
13		18	
14		19	
15		20	

-----

-----



Art/funky fingers



---

# The Lighthouse Keeper's Lunch

## Home Learning Challenge

Write a shopping list for the ingredients you would put in your favourite sandwich.



Mr. Grinling has to go to the lighthouse come rain or shine. Can you draw the clothes he would need to take with him on a rainy day?



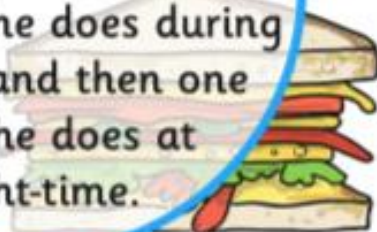
Draw a picture of a lighthouse. Choose 2 colours and decorate it with a repeating stripy pattern, like Mr. Grinling's lighthouse.



Help someone at home when they are making lunch. Talk to them about how to stay safe in the kitchen.



Mr. Grinling has a very busy day. Write down one thing he does in the morning, one thing he does during the day and then one thing he does at night-time.



Hamish the cat felt scared when he had to go in the basket. What could you do to make Hamish feel better?