

Learning project week – Minibeasts Week 4

Jack and the Bean Stalk

Age range EYFS/ Reception

Dear Reception,

Please find this week's learning. For the next two weeks we will be exploring minibeast habitats and thinking about growing plants. Our book will be "Jack and the Bean Stalk." On the website you will find some videos and photographs related to our learning. (We apologise as there was some problems last week in the videos uploading properly.)

Please aim to try and complete 1 maths, reading, phonics and writing activity a day.

If possible, please take part in the Ruth Miskin daily phonics lesson will be a great way of your child learning their phonics.

We have added printable sheets at the bottom of this for those people who wish to use them. **There are 100s of free printable activities related to minibeasts on Twinkl.**

If you haven't got access to a printer and would like resources to be printed, please contact your teacher and we can arrange for packs to be made.

Thank you so much to everyone who took the time to email your teacher. It was fantastic to see your wonderful learning and hear from you. Please keep in touch and we welcome any feedback, questions or comments.

Thank you for all your support. We really appreciate all you are doing.

Take care and best wishes from the Reception Team

sa.magill@violetway.org

b.price@violeyway.org

d.collins@violetway.org

Maths

(Aim to do 1 per day)

Follow the activities on: White Rose maths - [https://whiterosemaths.com/homelearning/Great ideas of maths activities and a video to watch to explain learning](https://whiterosemaths.com/homelearning/Great%20ideas%20of%20maths%20activities%20and%20a%20video%20to%20watch%20to%20explain%20learning). **Just go to the Early Years section and follow the activities.**

Or Other Follow:

This week's theme is – Measurement – Length, height and distance

Children need to be able to use the correct vocabulary to describe and compare the length and height of objects. Try moving children away from just using "big".

Reading

(Aim to do 1 per day)

- Key books: Read or watch the book 'Jack and the Beanstalk' Mrs Magill has recorded a story for you on the website.

Or watch one of these:

<https://www.youtube.com/watch?v=pf9cVnfyhjM>

<https://www.youtube.com/watch?v=W5rxfLRgXRE>

<https://www.twinkl.co.uk/resource/t-t-12317-jack-and-the-beanstalk-ebook>

Or Espresso – KS1 – Science – Plants – Videos and watch Jack and the Beanstalk story

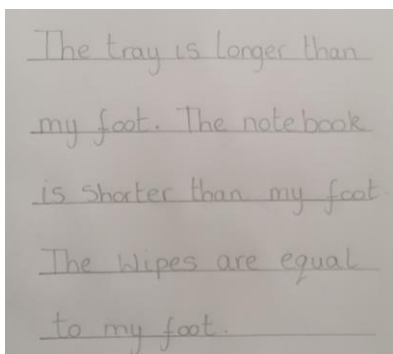
- **Draw a story map** to help retell the story.
- **Retell the story to a toy** - you could make your own puppets or use toys to act it out.

Key vocabulary – short, long, tall, longest, tallest, shortest, wide, widest, narrow, narrowest.

Then children need to compare the length of objects by using blocks before moving on to

Suggested activities

1. **Footprints** – Draw round your shoe or foot on paper and cut out. Use your shoe cut out to find things which are shorter or longer than the shoe. Record in your books under shorter than and longer than headings. You could extend this by getting your child to predict the lengths and then check. Can they find anything the same?



2. **Grow and measure** – If you have any seeds plant them and measure the height it grows. If you have no seeds try one the other activities below.
3. **Measuring distance** – Make the paper aeroplane as shown below and have a competition to see who can fly the plane the furthest. Measure the length using a tape or blocks. Alternatively, you could

• **Learn and recite** “Mary Mary quite contrary” - try making up your own version.

• **Read with an adult**

• <https://www.twinkl.co.uk/resource/the-enormous-turnip-story-ebook-with-audio-tg-457>

Ongoing reading activities

- Read a variety of books at home. Favourites can be repeated. Hearing the patterns of language in a story will support your child’s language development.
- Children to read to parents daily.
- <https://www.oxfordowl.co.uk/for-home/find-a-book/library-page/> Oxford Owl has free eBooks to read.
- With your child, look in magazines, newspapers and books for the tricky words they are currently learning. They could use a highlighter to highlight in magazines and newspapers.

Printable activities below

Sequence the story of Jack and the Beanstalk.
Read the simple sentences about plants.

have a jumping or tiddly winks competition.


4. **Playdough snakes** – If you have playdough make a range of snakes. Use language to describe them – can you make a longer one? Shorter one? Which is the longest?
5. **Construction** – Can children make a range of towers or the giant's castle? Who has the tallest tower? Can they make one taller? Can they measure it?
6. **Comparing length** – Cut out pieces of string/wool or ribbon. Can children order from shortest to longest?

Challenge – Get the child to stand at a point and place two objects in different places at different directions. Ask which is furthest area. Challenge your child to work out a way of measuring. E.g. count steps, use the same size objects.

Worksheets

There are a number of measurement worksheets below that your child may wish to complete.

Go to Purple Mash and click on Numbers and Counting and find the measurement activities



Writing

(Aim to do 1 per day)

Please remember that in reception children are at very different levels of writing ability. Some will confidently be able to write sentences whilst others will just attempt to write words to go with pictures.

- **Draw and label** – Watch the video of Mrs Magill on the website. Draw the Giant and label your picture with key words.
- **Character description/ Poster** – Watch Mrs Magill's video - Write a description of

Phonics

(Aim to do 1 per day)

Take part in daily phonics lesson:

www.ruthmiskin.com/en

the Giant or Jack. You could write a wanted poster for Jack or the Giant.

- **List** – write a list of items you can see find in your own garden/ or park. Or draw a list of what Jack would have seen in the castle.
- **Write their own start of story – Watch the video in the website** - Children throw their own magic beans in the garden. Imagine what you will find at the top of your plant and draw a picture. Write about what you see there. E.g I went up my magic plant. I saw a land of sweets. It had a lemonade river.
- **Write a letter** – Write a letter from Jack to the Giant saying sorry for stealing from him.
- **Instructions** – Write instructions for how to grow a plant.

Please complete some or all of the activities in your book. We have added some printable sheets if you wish to use them instead. Please feel free to adapt or come up with your own ideas related to the topic.

Ongoing writing

- Practice writing the bronze and silver words.
- Practice formation.
- Practice writing simple sentences related to topics that your child is interested in.

Ruth Miskin You Tube – Watch daily phonics lesson
9.30 Set 1 sounds 10.00 set 2 speed sounds.

(Children in Miss Gower's, (initial sounds) Mrs Taylor's (green words) and Mrs Collins's (ditty books) phonics group can focus on watching **set 1 sounds**. Children in Mrs Magill's (green books) and Miss Price's (pink books) phonics can watch **set 2 sounds video**.

The sound the week is **ar** and the short **or**:

<https://www.youtube.com/watch?v=LXkE8aWfg2E>

<https://www.youtube.com/watch?v=33kvsqyOYdg>

Find words containing these sounds in books and around your home.

- Please can you write these words on cards and practise sounding them out with your children. (fork, pork, sort, short, start, tart, barn, march)

Espresso phonics - FS – Literacy – Phonics - Phase 2 – ar and or videos and activities

Phonics play games- username: march20 password: home

<https://www.phonicsplay.co.uk/>

- Espresso – foundation – phonics – activities – for a range of games


Printable activities

- Can you read these simple sentences containing the ar and or sounds.

Other

Art and design

- **Can you create your own beanstalk?** This can be a drawing, collage, 3d structure or any other medium you would like to use. We want to see your creativity.



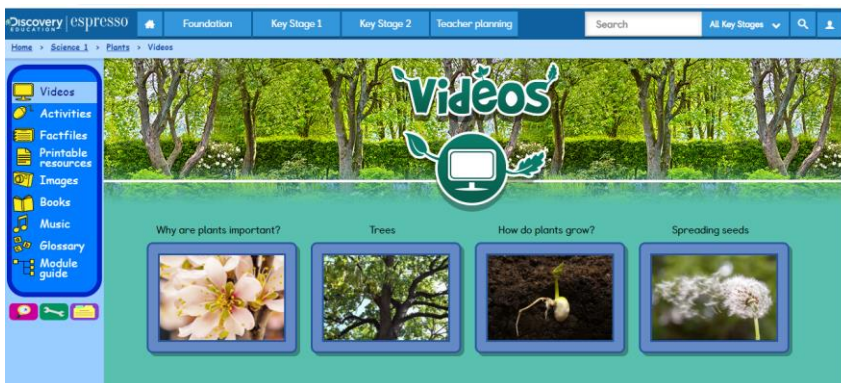
- **Can you create your own Giant's Castle?** - Use junk materials, LEGO or any materials you have at home.



- **Create your own puppets or masks to help retell the story**

Understanding the World

- www.discoveryeducation.co.uk Username: student27647 password: violet Go to Key Stage 1 – science – plants – videos to watch a range of videos and then go to activities to complete activities



- **Can you plant and grow your own plant?** If you have no seeds try growing from left over carrot or celery - simply cut off the bottom of your carrot or celery and place in water. Take pictures/ make drawings and write a diary of how it grows.



- Can you go on a walk and find all the different plant and flowers (printable sheet below)
- Choose a plant and make a careful drawing of it.
- Can you order the life cycle of a bean (printable sheet below)
- Mini mash – Create your own music for the Story of Jack and the Bean Stalk



- On minimash go outside and find the music section. Create your own music for the story. What instruments could you use for the bean stalk growing or the Giant's footsteps?
- Then go to SimpleCity – Graden Centre and play the plant games.

PHSE

Talk about what Jack did. Do you think he was right?

PE and physical development

- Remember your daily workout! Check out the exercises from Joe Wicks 😊
<https://www.youtube.com/watch?v=d3LPrl0v-w>
- Espresso – Foundation – Expressive arts – Sing and pretend – Join in our favourite class dances
- Cosmic yoga is also good exercise. Please follow the link
<https://www.youtube.com/user/CosmicKidsYoga>.


Measurement Recording sheet

| Shorter than me | The same size as me | Taller than me |
|-----------------|---------------------|----------------|
| | | |

Measurement Recording sheet

| Shorter than my foot | The same size as my foot | Longer than my foot |
|----------------------|--------------------------|---------------------|
| | | |





Caterpillar Measuring

Look carefully at the caterpillars and check which colour they need to be.



 = longest caterpillar

 = shortest caterpillar

 = other caterpillars



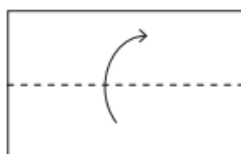
How to Make a Paper Aeroplane

1



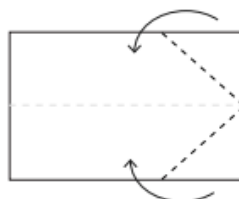
You will need a piece of A4-sized paper.

2



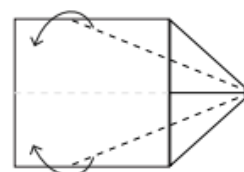
Make a line in the centre by folding the paper in half longways then opening it out flat.

3



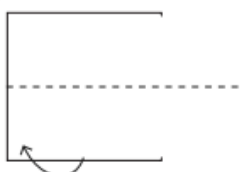
Fold in two of the corners so they meet at the centre fold.

4



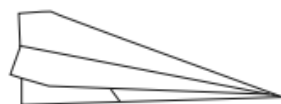
Fold the outer edges in again to meet at the centre fold.

5



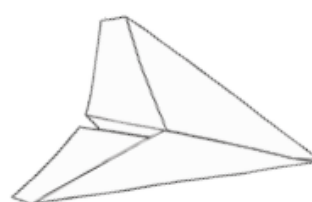
Turn the paper over and then fold it in half in the middle.

6



Fold down the wings on each side so that they meet with the bottom of the plane.

7



Your plane is ready to fly! How far can you make it go?

Read these simple sentences containing the digraphs or and ar

The fork is short.

The short fork was in the barn.

In march I eat pork using my short
fork.

Plants and Flowers Hunt Sheet



Tick the plants and flowers that you have found!



daisy



buttercup



clover



nettle



dandelion



ivy



bramble



rose



bluebell



dog rose



sunflower



poppy

Plants and Flowers Hunt Sheet



Tick the plants and flowers that you have found!



pansy



thistle




tulip



lily



primrose



snowdrop



Jack and the Beanstalk Story Map

Cut out the characters and story pictures and stick them on to Jack's journey.





Jack and the Beanstalk Word Mat



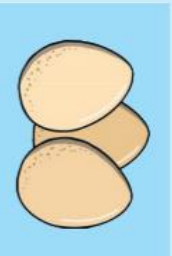
giant



poor



clouds



eggs



Jack's mother



hen



cow



Jack



axe



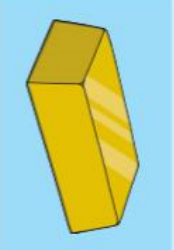
beanstalk



magic beans



harp



gold



golden



castle

Jack



Name _____

caring rude happy
beautiful friendly rude
angry ugly sly evil
clever handsome kind
honest nasty gentle
pretty wicked cross
grumpy horrible brave
shy mean noble
polite wise calm bold
helpful scary smart
furious cunning unkind
unkind cruel charming

Can you write a paragraph about this character?

Giant

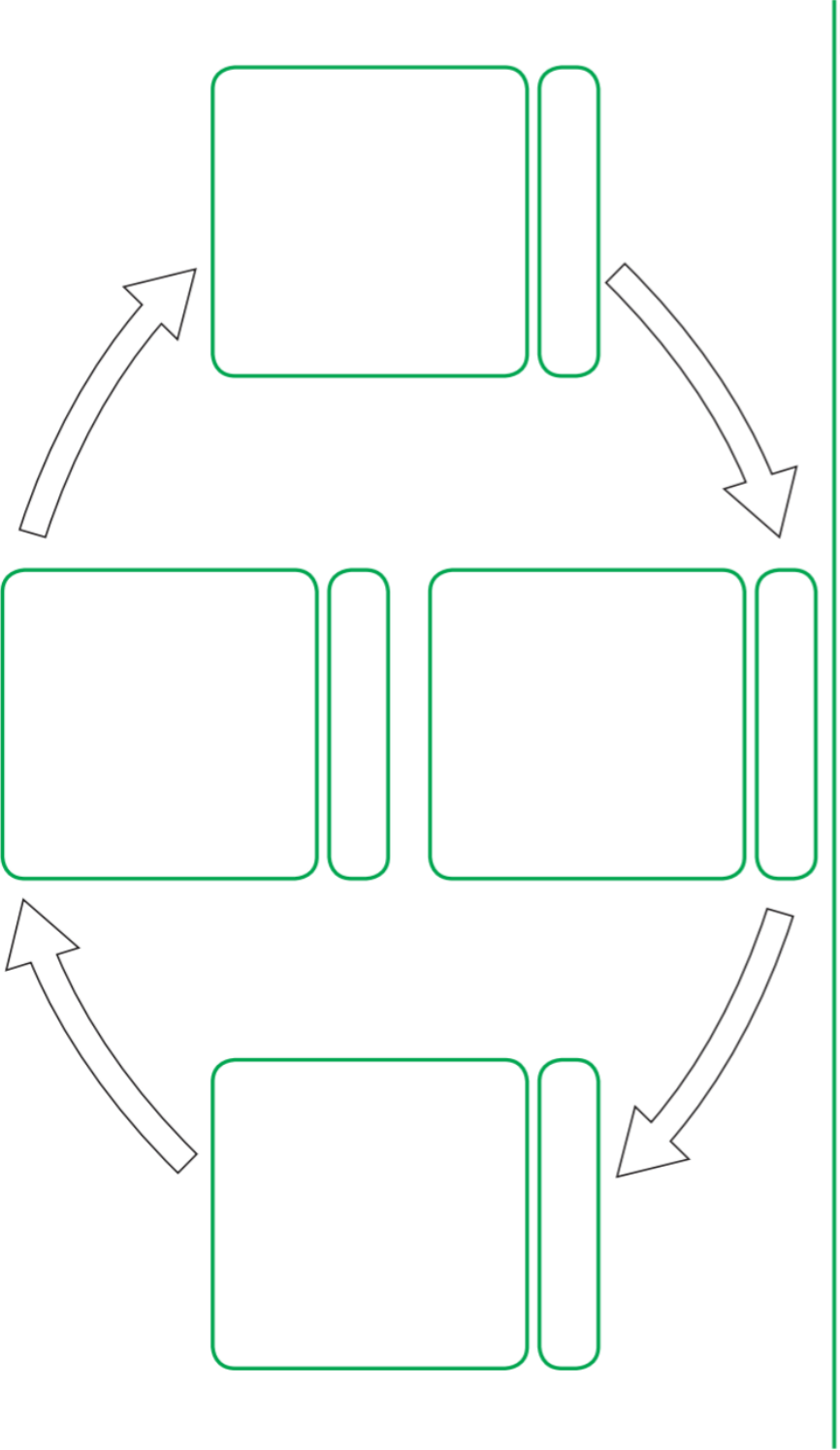



Name _____

caring rude happy
beautiful friendly rude
angry ugly sly evil
clever handsome kind
honest nasty gentle
pretty wicked cross
grumpy horrible brave
shy mean noble
polite wise calm bold
helpful scary smart
furious cunning unkind
unkind cruel charming

Can you write a paragraph about this character?

Life Cycle of a Bean






- bean pod
- bean plant
- bean flower
- bean

WANTED






The flower is red.




Lots of plants.



The plant is big.




I will get lots of plants.



The plants can grow.



She has pink flowers.



The flower is small.



The plants need the sun.

