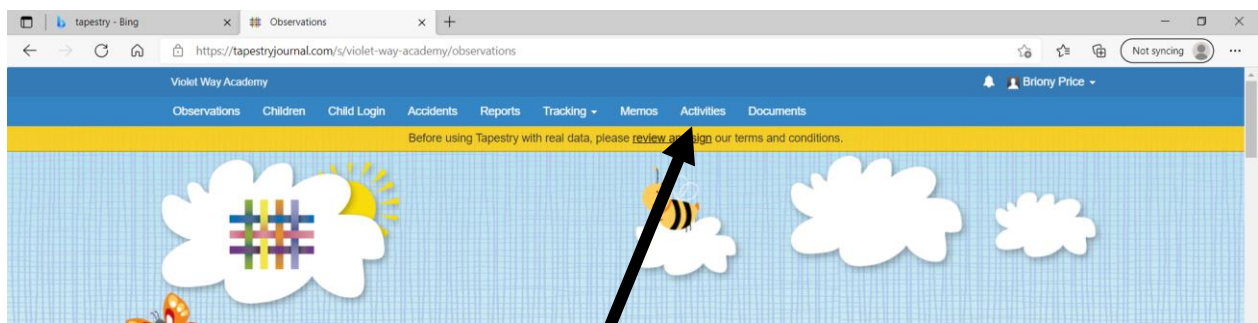
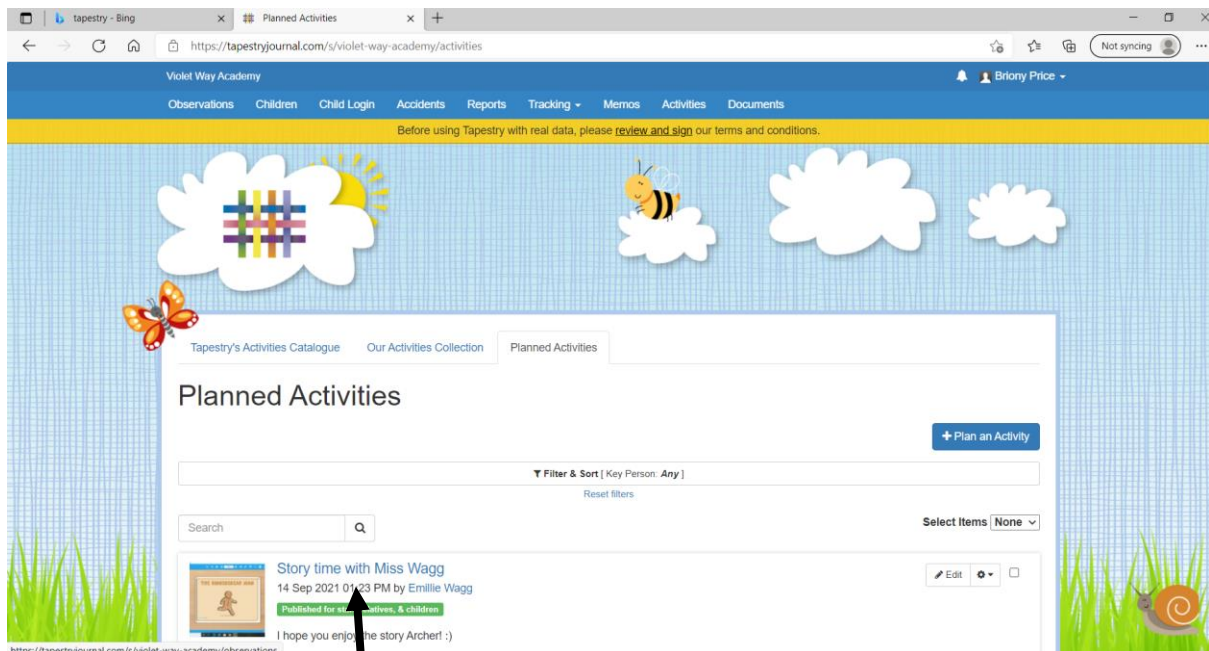


Home learning and homework

Here is a tutorial showing you how to access home learning and homework on tapestry. This is using Tapestry on a computer. I am using the teacher version of Tapestry which looks slightly different to yours but all the buttons I will direct you to will be available on your profile. You can access this using a mobile phone, the difference is you will need to click the menu button in top left corner to get to activities.



Click on activities



The teacher will have set up activities for you to click on. Click on the activity so see what your chid will need to do.



The teacher will have added either photos or a videos for your child/ the parents to watch.

Users with the "See a download media button" permission can download these photos and videos


Notes

Here's a fun activity for you to try - Magic Torches! Blanca from Cherry Garden School shows us how we can create these torches which make brilliant shapes on your walls!

The teacher will have added instructions explaining what they would like the children to do.

Only complete the section below for homework (Will be sent out on a Wednesday). If you have read with your child please colour in the reading rocket which is in your child's book bag. If your child has impressed you with their reading please feel free to add a video observation to the learning journey so they can share their achievement with their teacher and class.

If you scroll to the bottom on the page you will see a button that says reply with an observation . Click on this to add photos or videos of your child completing the activity.



Users with the "See a download media button" permission can download these photos and videos

Notes

Here's a fun activity for you to try - Magic Torches! Blanca from Cherry Garden School shows us how we can create these torches which make brilliant shapes on your walls!

Questions and Discussion Points

If you'd like to ask anything about this activity or make a comment, please use this box.

Please note that Activities may be viewed by relatives of all related children. Relatives can only see the names of their own children for the purposes of data protection. If you add a comment, your name and comment will be visible to the relatives of all children on this activity.

[Add Reply](#)

Actions

[Reply with an Observation](#)

Use this to record how a child or group of children got on with this activity.

Title *

Magic Torches

Notes

Add to journal

After manager approval

Author

Briony Price

Please don't change the title as it links to the activity.

Please write any notes here explaining how your child found the activity. Such as Fred enjoyed this activity, he needed support blending the words together but recognised all the sounds independently.

Title *

Magic Torches

Notes

Add to journal

After manager approval

Author

Briony Price

Media and Documents

Size limits: Each video must be less than 10 minutes and 5GB; each audio file must be less than 30 minutes and 5GB; each document must be less than 100MB.

Drag and drop files here or use the [Add Files](#) button below

[Add Files](#) [Start Upload](#) [Delete Selected Media](#)

Click add files to add a photo or video of your child. Once you have added the files make sure you click start upload as they will not be added to the observation unless you click this button.

If you have any difficulties email the school and we will get in contact to support you.